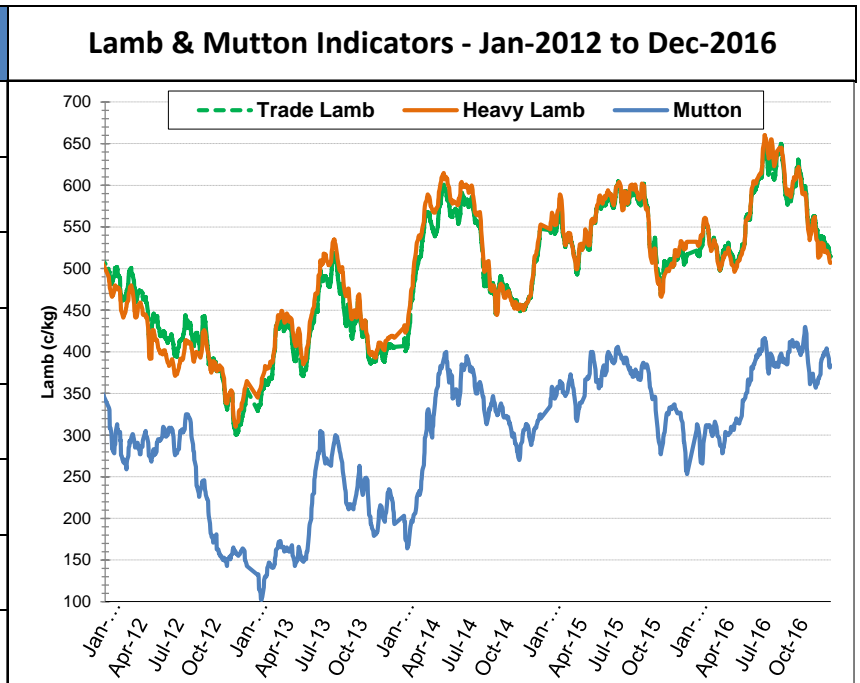
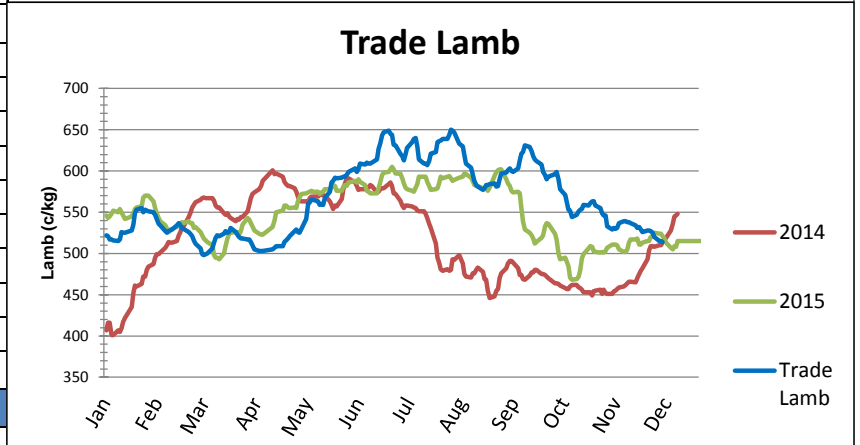


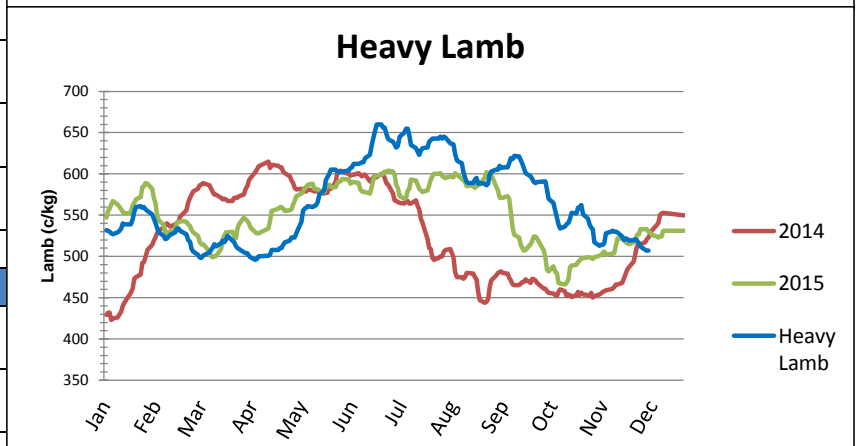
	Trade Lamb	Heavy Lamb	Mutton
Current	514	507	384
5 year Average	484	482	304
This time last year	505	523	292
5 year High	670	660	481
5 year Low	301	310	102
%Time above current	22%	23%	14%
Diff b/w High & Current	-156	-153	-97
Diff b/w Ave & Current	30	25	80



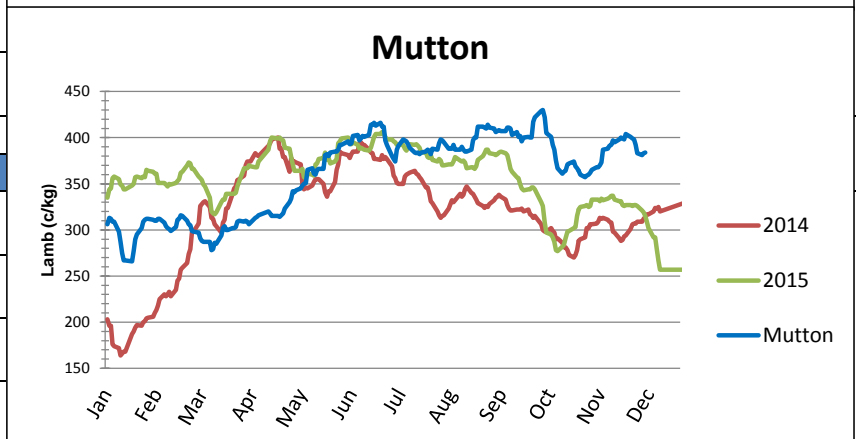
Percentile Bands (5 year)			
90%	563	569	215
80%	518	515	203
70%	492	484	189
60%	459	457	282
50%	426	427	217
40%	394	393	192
30%	367	357	181
20%	343	339	164
10%	330	317	152



Trade Lamb		
Change Since	Price	Change
Last Quote	515	-1
Last Week	527	-13
Last Month	529	-15
Last year	507	+7



Heavy Lamb		
Change Since	Price	Change
Last Quote	507	0
Last Week	519	-12
Last Month	513	-6
Last year	524	-17



Mutton		
Change Since	Price	Change
Last Quote	383	+1
Last Week	398	-14
Last Month	368	+16
Last year	292	+92