




		21/08/18 Wt: 111kg	Mt Alma Dohne			LOT	1	
Tag:	ASH 170463		Sire: ASH 140327	Dam: ASH 130555		Mate Type	Nat	
Birth Date:	05/05/17		Final Grade			Dohne Index		
Dam Age:	Adult							
Birth Type:	Twin		R			Value	50% Band	
						138	140.5	
Maternal		Meat			Wool			
MWWT	wWT	Y _{WT}	YEMD	YFat	YCFW	YFD	YCV	
(kg)	(kg)	(kg)	(mm)	(mm)	(%)	(μm)	(%)	
0.1	5.2	5.6	-0.1	0.1	8.4	0.2	0.6	
Actual Figures	WWT	YWT	YEMD	YFat	YGFW	YFD	YCV	
	38.6	88.0	39.5	5.0	4.1	19.5	16.9	
		21/08/18 Wt: 112.5 kg	Mt Alma Dohne			LOT	2	




Tag:	ASH 170313	Sire: ASH 140111	Dam: ASH 130450			Mate Type	Nat	
Birth Date:	05/05/17	Final Grade R			Dohne Index			
Dam Age:	Adult				Value	50% Band		
Birth Type:	Twin				135	140.5		
Maternal	Meat				Wool			
MWWT	wWT	Y _{WT}	YEMD	YFat	γCFW	γFD	γCV	
(kg)	(kg)	(kg)	(mm)	(mm)	(%)	(μm)	(%)	
1.7	3.8	4.5	0.0	-0.1	2.8	-0.2	0.6	
Actual Figures	WWT	YWT	YEMD	YFat	YGFW	YFD	YCV	
	46.4	98.0	40.5	5.5	3.2	18.7	17.1	
	21/08/18 Wt: 113.5 kg	Mt Alma Dohne			LOT	3		
Tag:	ASH 170641	Sire: ASH 130068	Dam: ASH 140188			Mate Type	Nat	
Birth Date:	05/05/17	Final			Dohne Index			


Dam Age:	Adult	Grade			Value	50% Band	
Birth Type:	Single	R			159	140.5	
Maternal	Meat				Wool		
MWWT (kg)	wWT (kg)	Y _{wT} (kg)	YEMD (mm)	YFat (mm)	YCFW (%)	YFD (µm)	YCV (%)
1.3	4.7	6.3	1.4	0.3	6.9	0.7	-1.1
Actual Figures	WWT	YWT	YEMD	YFat	YGFW	YFD	YCV
	49.8	97.5	45.5	6.5	4.0	20.4	14.7
	21/08/18 Wt: 119 kg	Mt Alma Dohne			LOT	4	
Tag:	ASH 170565	Sire: ASH 110033	Dam: ASH 140762		Mate Type	Nat	
Birth Date:	05/05/17	Final Grade			Dohne Index		
Dam Age:	Adult	R			Value	50% Band	
Birth Type:	Twin	R			135	140.5	


Maternal		Meat			Wool		
MWWT	wWT	Y _{WT}	YEMD	YFat	YCFW	YFD	YCV
(kg)	(kg)	(kg)	(mm)	(mm)	(%)	(μm)	(%)
0.2	2.2	4.7	0.7	0.0	7.8	-0.1	-0.5
	WWT	YWT	YEMD	YFat	YGFW	YFD	YCV
	37.2	87.5	42.0	5.0	4.2	19.1	15.2
21/08/18 Wt: 107.5 kg		Mt Alma Dohne			LOT		5
Tag:	ASH 170674	Sire: ASH 130068	Dam: ASH 130059		Mate Type	Nat	
Birth Date:	05/05/17	Final Grade			Dohne Index		
Dam Age:	Adult	R			Value	50% Band	
Birth Type:	Single				131	140.5	
Maternal		Meat			Wool		
MWWT	wWT	Y _{WT}	YEMD	YFat	YCFW	YFD	YCV
(kg)	(kg)	(kg)	(mm)	(mm)	(%)	(μm)	(%)


0.6	2.1	4.9	0.1	-0.3	5.3	-0.8	0.4	
	WWT	YWT	YEMD	YFat	YGFW	YFD	YCV	
	37.2	86.0	41.5	4.0	3.7	17.5	19.4	
	21/08/18 Wt: 107 kg	Mt Alma Dohne				LOT	6	
Tag:	ASH 170485	Sire: ASH 130307	Dam: ASH 140574			Mate Type	Nat	
Birth Date:	05/05/17	Final Grade			Dohne Index			
Dam Age:	Adult	R			Value	50% Band		
Birth Type:	Twin				127	140.5		
Maternal	Meat				Wool			
MWWT	wWT	Y _{wT}	YEMD	YFat	YCFW	YFD	YCV	
(kg)	(kg)	(kg)	(mm)	(mm)	(%)	(µm)	(%)	
0.8	2.4	2.8	0.6	0.1	5.1	0.8	-0.6	







		WWT	YWT	YEMD	YFat	YGFW	YFD	YCV
		42.2	84.5	42.0	4.5	4.3	20.4	14.2
21/08/18 Wt: 109.5 kg		Mt Alma Dohne				LOT		7
Tag:	ASH 170690	Sire: ASH 130068	Dam: ASH 130704			Mate Type	Nat	
Birth Date:	05/05/17	Final Grade			Dohne Index			
Dam Age:	Adult	R			Value		50% Band	
Birth Type:	Single				126		140.5	
Maternal	Meat				Wool			
MWWT	wWT	Y _{wT}	YEMD	YFat	YCFW	YFD	YCV	
(kg)	(kg)	(kg)	(mm)	(mm)	(%)	(µm)	(%)	
	1.3	3.3	0.6	-0.1	2.1	-0.1	-0.6	
		WWT	YWT	YEMD	YFat	YGFW	YFD	YCV
		38.6	86.0	41.5	5.0	3.7	19.0	15.3


21/08/18 Wt: 105 kg		Mt Alma Dohne			LOT		8	
Tag:	ASH 170545	Sire: ASH 110033	Dam: ASH 130182		Mate Type	Nat		
Birth Date:	05/05/17	Final Grade			Dohne Index			
Dam Age:	Adult	R			Value	50% Band		
Birth Type:	Twin	R			135	140.5		
Maternal	Meat				Wool			
MWWT	wWT	Y _{WT}	YEMD	YFat	YCFW	YFD	YCV	
(kg)	(kg)	(kg)	(mm)	(mm)	(%)	(µm)	(%)	
	2.4	4.3	0.5	-0.0	8.9	-0.2	0.0	
Actual Figures	WWT	YWT	YEMD	YFat	YGFW	YFD	YCV	
	39.2	86.5	41.0	5.0	4.3	18.9	16.9	
21/08/18 Wt: 113.5 kg		Mt Alma Dohne			LOT		9	


Tag:	ASH 170237	Sire: ASH 130307	Dam: ASH 130230		Mate Type	Nat	
Birth Date:	05/05/17	Final Grade R			Dohne Index		
Dam Age:	Adult				Value	50% Band	
Birth Type:	Single				151	140.5	
Maternal	Meat			Wool			
MWWT (kg)	wWT (kg)	Y _{WT} (kg)	YEMD (mm)	YFat (mm)	YCFW (%)	YFD (µm)	YCV (%)
	4.2	5.6	1.2	0.4	4.5	-0.1	-0.9
Actual Figures	WWT	YWT	YEMD	YFat	YGFW	YFD	YCV
	47.6	92.5	44.0	7.0	4.1	18.4	13.6
	21/08/18 Wt: 113 kg	Mt Alma Dohne				LOT	10
Tag:	ASH 170480	Sire: ASH 130307	Dam: ASH 140142		Mate Type	Nat	
Birth Date:	05/05/17	Final			Dohne Index		


Dam Age:	Adult	Grade			Value	50% Band	
Birth Type:	Single	R			146	140.5	
Maternal	Meat				Wool		
MWWT	wWT	Y _{wT}	YEMD	YFat	γCFW	γFD	γCV
	(kg)	(kg)	(mm)	(mm)	(%)	(μm)	(%)
	3.6	4.4	0.8	0.1	5.8	0.2	-0.6
Actual Figures	WWT	YWT	YEMD	YFat	YGFW	YFD	YCV
	46.6	90.0	43.5	5.5	4.4	18.8	14.9
	21/08/18 Wt: 112.5 kg	Mt Alma Dohne			LOT	11	
Tag:	ASH 170399	Sire: ASH 130015	Dam: ASH 110563		Mate Type	Nat	
Birth Date:	05/05/17	Final Grade			Dohne Index		
Dam Age:	Adult	Grade			Value	50% Band	
Birth Type:	Twin	R			144	140.5	



Maternal		Meat				Wool		
	wWT (kg)	Y _{WT} (kg)	YEMD (mm)	YFat (mm)	YCFW (%)	YFD (μm)	YCV (%)	
	2.8	3.7	0.6	-0.1	7.1	-0.7	0.1	
Actual Figures		WWT	YWT	YEMD	YFat	YGFW	YFD	YCV
		40.2	86.5	41.0	5.0	4.1	17.8	15.7
21/08/18 Wt: 105 kg		Mt Alma Dohne				LOT		12
Tag:	ASH 170382	Sire: ASH 140309		Dam: ASH 130640		Mate Type	Nat	
Birth Date:	05/05/17	Final Grade			Dohne Index			
Dam Age:	Adult	R			Value		50% Band	
Birth Type:	Twin				144		140.5	
Maternal		Meat				Wool		
	wWT (kg)	Y _{WT} (kg)	YEMD (mm)	YFat (mm)	YCFW (%)	YFD (μm)	YCV (%)	


	0.6	3.6	4.6	0.6	0.1	1.6	-1.1	-0.5
Actual Figures	WWT	YWT	YEMD	YFat	YGFW	YFD	YCV	
	33.2	87.0	41.5	5.5	4.0	16.7	15.6	
	21/08/18 Wt: 109 kg	Mt Alma Dohne				LOT	13	
Tag:	ASH 170493	Sire: ASH 140111	Dam: ASH 140281		Mate Type	Nat		
Birth Date:	05/05/17	Final Grade			Dohne Index			
Dam Age:	Adult	R			Value	50% Band		
Birth Type:	Single				134	140.5		
	Meat				Wool			
	wWT	Y _{wT}	YEMD	YFat	YCFW	YFD	YCV	
	(kg)	(kg)	(mm)	(mm)	(%)	(µm)	(%)	
1.3	2.5	3.3	0.9	0.2	2.0	-0.4	0.7	


Actual Figures	WWT	YWT	YEMD	YFat	YGFW	YFD	YCV
	37.2	90.0	44.0	5.5	3.7	18.7	17.1
	21/08/18 Wt: 107.5 kg	Mt Alma Dohne				LOT	14
Tag:	ASH 170395	Sire: ASH 140327	Dam: ASH 130137			Mate Type	Nat
Birth Date:	05/05/17	Final Grade			Dohne Index		
Dam Age:	Adult	R			Value	50% Band	
	Twin				147	140.5	
	Meat				Wool		
	wWWT	YWT	YEMD	YFat	YCFW	YFD	YCV
(kg)	(kg)	(kg)	(mm)	(mm)	(%)	(µm)	(%)
0.6	4.9	4.7	0.6	0.3	1.0	-0.4	-0.8
Actual Figures	WWT	YWT	YEMD	YFat	YGFW	YFD	YCV
	40.2	86.0	41.0	6.0	3.3	18.3	15.3


21/08/18 Wt: 110 kg		Mt Alma Dohne				LOT		15	
Tag:	ASH 170533	Sire: ASH 110033	Dam: ASH 110358			Mate Type	Nat		
Birth Date:	05/05/17	Final Grade				Dohne Index			
Dam Age:	Adult	R				Value		50% Band	
 Twin						149		140.5	
		Meat				Wool			
MWWT (kg)	wWT (kg)	Y _{WT} (kg)	YEMD (mm)	YFat (mm)	YCFW (%)	YFD (µm)	YCV (%)		
0.1	4.0	6.6	1.2	0.2	14.4	1.8	-0.7		
Actual Figures	WWT	YWT	YEMD	YFat	YGFW	YFD	YCV		
	37.2	87.5	44.5	5.0	4.6	23.0	15.7		
21/08/18 Wt: 107.5 kg		Mt Alma Dohne				LOT		16	



Tag:	ASH 170153	Sire: ASH 160021	Dam: ASH 140158		Mate Type	Nat	
Birth Date:	05/05/17	Final Grade			Dohne Index		
	Adult	R			Value	50% Band	
	Single				147	140.5	
Maternal	Meat			Wool			
MWWT	wWT	Y _{wT}	YEMD	YFat	γCFW	γFD	γCV
(kg)	(kg)	(kg)	(mm)	(mm)	(%)	(μm)	(%)
0.3	4.1	5.4	0.7	0.4	9.8	0.5	-1.1
Actual Figures	WWT	YWT	YEMD	YFat	YGFW	YFD	YCV
	41.8	87.5	42.0	7.0	4.4	20.4	15.2
	21/08/18 Wt: 108 kg	Mt Alma Dohne				LOT	17
Tag:	ASH 170150	Sire: ASH 140309	Dam: ASH 140053		Mate Type	Nat	
Birth Date:	05/05/17	Final			Dohne Index		



	Adult	Grade			Value	50% Band	
	Twin	R			146	140.5	
Maternal	Meat				Wool		
MWWT (kg)	wWT (kg)	Y _{WT} (kg)	YEMD (mm)	YFat (mm)	YCFW (%)	YFD (μm)	YCV (%)
0.4	4.0	5.3	1.0	0.2	11.7	0.3	-1.3
Actual Figures	WWT	YWT	YEMD	YFat	YGFW	YFD	YCV
	36.6	90.5	43.5	6.5	4.2	19.8	13.6
	21/08/18 Wt: 108 kg	Mt Alma Dohne			LOT	18	
Tag:	ASH 170241	Sire: ASH 130307	Dam: ASH 131141		Mate Type	Nat	
Birth Date:	05/05/17	Final Grade			Dohne Index		
	Adult	Grade			Value	50% Band	
	Single	R			116	140.5	


Maternal		Meat			Wool		
MWWT	wWT	Y _{WT}	YEMD	YFat	YCFW	YFD	YCV
(kg)	(kg)	(kg)	(mm)	(mm)	(%)	(µm)	(%)
0.5	1.9	3.0	0.2	0.3	2.6	1.1	-0.9
Actual Figures	WWT	YWT	YEMD	YFat	YGFW	YFD	YCV
	42.2	88.0	40.5	6.0	4.2	20.9	13.4
21/08/18 Wt: 116 kg		Mt Alma Dohne			LOT		19
Tag:	ASH 170288	Sire: ASH 130015	Dam: ASH 130651		Mate Type	Nat	
	05/05/17	Final Grade			Dohne Index		
	Adult						
	Birth Type: Twin	R	Value 155	50% Band 140.5			
Maternal		Meat			Wool		
MWWT	wWT	Y _{WT}	YEMD	YFat	YCFW	YFD	YCV
(kg)	(kg)	(kg)	(mm)	(mm)	(%)	(µm)	(%)


	0.6	4.5	6.1	1.2	0.2	7.4	-0.2	-1.1
Actual Figures	WWT	YWT	YEMD	YFat	YGFW	YFD	YCV	
	50.0	98.5	45.0	5.5	4.0	18.9	14.8	
	21/08/18 Wt: 107 kg	Mt Alma Dohne				LOT	20	
Tan:	ASH 170433	Sire: ASH 140327	Dam: ASH 110529			Mate Type	Nat	
	05/05/17	Final Grade			Dohne Index			
Dam Age:	Adult	R			Value	50% Band		
Birth Type:	Twin	R			138	140.5		
Maternal	Meat				Wool			
MWWT	wWT	YwT	YEMD	YFat	YCFW	YFD	YCV	
(kg)	(kg)	(kg)	(mm)	(mm)	(%)	(µm)	(%)	
-0.0	3.9	4.3	0.6	0.4	3.1	-0.1	-1.2	


Actual Figures	WWT	YWT	YEMD	YFat	YGFW	YFD	YCV
	34.4	86.5	43.0	6.0	3.7	19.4	13.9
	21/08/18 Wt: 98.5 kg	Mt Alma Dohne				LOT	21
 3H 170370	Sire: ASH 140111	Dam: ASH 140207		Mate Type	Nat		
05/05/17	Final Grade			Dohne Index			
Dam Age: Adult	R			Value	50% Band		
Birth Type: Twin				139	140.5		
Maternal	Meat				Wool		
MWWT	wWT	Y _{WT}	YEMD	YFat	YCFW	YFD	YCV
(kg)	(kg)	(kg)	(mm)	(mm)	(%)	(µm)	(%)
1.4	3.3	1.3	0.6	-0.1	6.2	-0.4	-0.4
Actual Figures	WWT	YWT	YEMD	YFat	YGFW	YFD	YCV
	40.8	79.0	39.0	4.5	4.0	18.4	13.0



		21/08/18 Wt: 107 kg	Mt Alma Dohne				LOT	22
3H 170252		Sire: ASH 140111	Dam: ASH 140549			Mate Type	Nat	
Birth Date:	05/05/17	Final Grade			Dohne Index			
Dam Age:	Adult	R			Value	50% Band		
Birth Type:	Single				123	140.5		
Maternal	Meat				Wool			
MWWT	wWT	Y _{WT}	YEMD	YFat	YCFW	YFD	YCV	
(kg)	(kg)	(kg)	(mm)	(mm)	(%)	(µm)	(%)	
0.8	1.6	1.5	0.8	-0.1	-1.5	-1.3	1.3	
Actual Figures	WWT	YWT	YEMD	YFat	YGFW	YFD	YCV	
	43.2	85.0	43.5	4.5	2.9	15.8	18.4	
		21/08/18 Wt: 105 kg	Mt Alma Dohne				LOT	23


 3H 170633		Sire: ASH 130068	Dam: ASH 110491		Mate Type	Nat	
Birth Date:	05/05/17	Final Grade R			Dohne Index Value 133 50% Band 140.5		
Dam Age:	Adult						
Birth Type:	Twin						
Maternal	Meat			Wool			
MWWT	wWT	Y _{WT}	YEMD	YFat	YCFW	YFD	YCV
(kg)	(kg)	(kg)	(mm)	(mm)	(%)	(µm)	(%)
0.8	3.4	4.7	-0.1	-0.2	4.4	-0.0	-0.7
Actual Figures	WWT	YWT	YEMD	YFat	YGFW	YFD	YCV
	38.8	83.5	38.0	4.5	3.8	19.0	16.3
 3H 170599		Mt Alma Dohne			LOT 24		
21/08/18 Wt: 98.5 kg		Sire: ASH 110033	Dam: ASH 140583		Mate Type	Nat	
Birth Date:	05/05/17	Final			Dohne Index		


Dam Age:	Adult	Grade			Value	50% Band	
Birth Type:	Twin	R			131	140.5	
Maternal	Meat				Wool		
MWWT (kg)	wWT (kg)	Y _{WT} (kg)	YEMD (mm)	YFat (mm)	YCFW (%)	YFD (µm)	YCV (%)
0.1	2.0	3.8	1.0	0.4	4.3	0.6	-1.5
Actual Figures	WWT	YWT	YEMD	YFat	YGFW	YFD	YCV
	35.0	80.5	41.0	6.0	3.6	20.4	12.7
		21/08/18 Wt: 107.5 kg			Mt Alma Dohne		LOT 25
Tag:	ASH 170522	Sire: ASH 130307	Dam: ASH 140315		Mate Type	Nat	
Birth Date:	05/06/17	Final Grade			Dohne Index		
Dam Age:	Adult	R			Value	50% Band	
Birth Type:	Twin	R			140	140.5	


Maternal		Meat			Wool		
MWWT	wWT	Y _{WT}	YEMD	YFat	YCFW	YFD	YCV
(kg)	(kg)	(kg)	(mm)	(mm)	(%)	(µm)	(%)
0.0	4.0	6.6	0.2	-0.3	10.1	0.4	-0.2
Actual Figures	WWT	YWT	YEMD	YFat	YGFW	YFD	YCV
	30.6	91.5	41.0	4.0	4.2	19.8	16.2
	21/08/18 Wt: 109 kg	Mt Alma Dohne			LOT	26	
Tag:	ASH 170662	Sire: ASH 130068	Dam: ASH 110428		Mate Type	Nat	
Birth Date:	05/05/17	Final Grade			Dohne Index		
Dam Age:	Adult	R			Value	50% Band	
Birth Type:	Single				134	140.5	
Maternal		Meat			Wool		
MWWT	wWT	Y _{WT}	YEMD	YFat	YCFW	YFD	YCV
(kg)	(kg)	(kg)	(mm)	(mm)	(%)	(µm)	(%)


	1.4	1.6	1.2	0.8	-0.1	6.7	-0.1	0.0
Actual Figures	WWT	YWT	YEMD	YFat	YGFW	YFD	YCV	
	45.4	82.0	42.0	5.0	4.4	18.5	18.4	
	21/08/18 Wt: 102 kg	Mt Alma Dohne				LOT	27	
Tag:	ASH 170561	Sire: ASH 110033	Dam: ASH 130165		Mate Type	Nat		
Birth Date:	05/05/17	Final Grade			Dohne Index			
Dam Age:	Adult	R			Value	50% Band		
Birth Type:	Twin				146	140.5		
Maternal	Meat				Wool			
MWWT	wWT	Y _{wT}	YEMD	YFat	YCFW	YFD	YCV	
(kg)	(kg)	(kg)	(mm)	(mm)	(%)	(µm)	(%)	
-0.7	3.6	7.8	1.0	0.2	7.9	-0.1	0.6	



	WWT	YWT	YEMD	YFat	YGFW	YFD	YCV
	25.6	85.0	43.0	5.5	3.8	19.3	18.7
21/08/18 Wt: 107 kg		Mt Alma Dohne			LOT		28
Tag:	ASH 170259	Sire: ASH 150380	Dam: ASH 140156		Mate Type	Nat	
Birth Date:	05/05/17	Final Grade			Dohne Index		
Dam Age:	Adult	R			Value	50% Band	
Birth Type:	Twin				135	140.5	
Maternal	Meat			Wool			
MWWT	wWT	Y _{wT}	YEMD	YFat	YCFW	YFD	YCV
(kg)	(kg)	(kg)	(mm)	(mm)	(%)	(µm)	(%)
2.5	4.7	0.3	-0.2	8.8	0.1	-1.0	
	WWT	YWT	YEMD	YFat	YGFW	YFD	YCV
	34.6	88.0	42.0	4.5	4.4	19.7	13.7


21/08/18 Wt: 108.5 kg		Mt Alma Dohne			LOT		29	
Tag:	ASH 170224	Sire: ASH 160021	Dam: ASH 130480		Mate Type	Nat		
Birth Date:	05/05/17	Final Grade			Dohne Index			
Dam Age:	Adult	R			Value	50% Band		
Birth Type:	Twin				145	140.5		
Maternal	Meat				Wool			
MWWT	wWT	Y _{WT}	YEMD	YFat	YCFW	YFD	YCV	
(kg)	(kg)	(kg)	(mm)	(mm)	(%)	(µm)	(%)	
0.7	3.8	3.7	0.2	-0.0	5.3	-1.0	-1.1	
	WWT	YWT	YEMD	YFat	YGFW	YFD	YCV	
	43.6	88.5	42.0	6.0	4.2	17.1	11.7	
21/08/18 Wt: 107.5 kg		Mt Alma Dohne			LOT		30	


Tag:	ASH 170610	Sire: ASH 110033	Dam: ASH 110670		Mate Type	Nat	
Birth Date:	05/05/17	Final Grade			Dohne Index		
Dam Age:	Adult	R			Value	50% Band	
Birth Type:	Twin				144	140.5	
Maternal	Meat				Wool		
MWWT	wWT	Y _{WT}	YEMD	YFat	YCFW	YFD	YCV
(kg)	(kg)	(kg)	(mm)	(mm)	(%)	(µm)	(%)
0.1	4.5	6.5	0.4	0.3	8.0	0.3	-0.2
	WWT	YWT	YEMD	YFat	YGFW	YFD	YCV
	41.0	89.0	41.0	6.0	4.2	19.8	17.7
	21/08/18 Wt: 99 kg	Mt Alma Dohne				LOT	31
Tag:	ASH 170519	Sire: ASH 140111	Dam: ASH 130036		Mate Type	Nat	
Birth Date:	05/06/17	Final			Dohne Index		


Dam Age:	Adult	Grade			Value	50% Band	
Birth Type:	Twin	R			130	140.5	
Maternal	Meat				Wool		
MWWT	wWT	Y _{WT}	YEMD	YFat	YCFW	YFD	YCV
(kg)	(kg)	(kg)	(mm)	(mm)	(%)	(μm)	(%)
07	2.4	2.1	0.3	-0.2	6.8	-0.9	2.3
	WWT	YWT	YEMD	YFat	YGFW	YFD	YCV
	30.4	77.5	39.0	5.0	3.3	17.0	22.4
	21/08/18 Wt: 106.5 kg	Mt Alma Dohne			LOT	32	
Tag:	ASH 170469	Sire: ASH 140327	Dam: ASH 110393		Mate Type	Nat	
Birth Date:	05/05/17	Final Grade			Dohne Index		
Dam Age:	Adult	R			Value	50% Band	
Birth Type:	Single	R			133	140.5	



Maternal		Meat			Wool		
MWWT	wWT	Y _{WT}	YEMD	YFat	YCFW	YFD	YCV
(kg)	(kg)	(kg)	(mm)	(mm)	(%)	(µm)	(%)
 Actual Figures	3.8	2.3	-0.0	0.2	6.6	0.6	-0.9
	WWT	YWT	YEMD	YFat	YGFW	YFD	YCV
	49.2	81.0	39.0	5.0	4.1	20.2	14.9
21/08/18 Wt: 108.5 kg		Mt Alma Dohne			LOT		33
Tag:	ASH 170614	Sire: ASH 110033	Dam: ASH 140170		Mate Type	Nat	
Birth Date:	05/05/17	Final Grade			Dohne Index		
Dam Age:	Adult	R			Value	50% Band	
Birth Type:	Twin				151	140.5	
Maternal		Meat			Wool		
MWWT	wWT	Y _{WT}	YEMD	YFat	YCFW	YFD	YCV
(kg)	(kg)	(kg)	(mm)	(mm)	(%)	(µm)	(%)




	3.4	5.9	1.0	0.2	6.9	-0.6	-0.5
Actual Figures	WWT	YWT	YEMD	YFat	YGFW	YFD	YCV
	31.6	81.0	43.0	5.0	3.8	18.7	16.6
	21/08/18 Wt: 109.5 kg	Mt Alma Dohne				LOT	34
Tag:	ASH 170316	Sire: ASH 130307	Dam: ASH 110376			Mate Type	Nat
Birth Date:	05/05/17	Final Grade			Dohne Index		
Dam Age:	Adult	R			Value	50% Band	
Birth Type:	Twin				131	140.5	
Maternal	Meat				Wool		
MWWT	wWT	Y _{wT}	YEMD	YFat	YCFW	YFD	YCV
	(kg)	(kg)	(mm)	(mm)	(%)	(µm)	(%)
	2.7	4.1	0.4	-0.1	6.2	0.7	-0.0


Actual Figures	WWT	YWT	YEMD	YFat	YGFW	YFD	YCV
	43.8	85.0	41.0	4.0	3.9	19.9	15.6
	21/08/18 Wt: 101.5 kg	Mt Alma Dohne				LOT	35
Tag:	ASH 170293	Sire: ASH 160021	Dam: ASH 110493		Mate Type	Nat	
Birth Date:	05/05/17	Final Grade			Dohne Index		
Dam Age:	Adult	R			Value	50% Band	
Birth Type:	Single				139	140.5	
Maternal	Meat				Wool		
	wWWT (kg)	Y _{WT} (kg)	YEMD (mm)	YFat (mm)	YCFW (%)	YFD (µm)	YCV (%)
	3.5	2.7	0.6	-0.1	7.8	0.8	-1.2
Actual Figures	WWT	YWT	YEMD	YFat	YGFW	YFD	YCV
	47.0	76.5	40.0	4.0	4.0	20.2	15.3


21/08/18 Wt: 109.5 kg		Mt Alma Dohne				LOT		36	
Tag:	ASH 170429	Sire:	ASH 140111	Dam:	ASH 130456	Mate Type	Nat		
Birth Date:	05/05/17	Final Grade				Dohne Index			
Dam Age:	Adult	R				Value		50% Band	
Birth Type:	Twin	R				126		140.5	
	Meat				Wool				
	wWT (kg)	Y _{WT} (kg)	YEMD (mm)	YFat (mm)	YCFW (%)	YFD (µm)	YCV (%)		
	0.9	4.2	4.3	0.1	0.3	7.0	0.8	2.3	
Actual Figures	WWT	YWT	YEMD	YFat	YGFW	YFD	YCV		
	42.2	89.0	40.5	6.5	3.5	20.6	21.4		
21/08/18 Wt: 118.5 kg		Mt Alma Dohne				LOT		37	


Tag:	ASH 170314	Sire: ASH 150380	Dam: ASH 140273		Mate Type	Nat	
Birth Date:	05/05/17	Final Grade			Dohne Index		
Dam Age:	Adult	R			Value	50% Band	
Birth Type:	Twin				169	140.5	
	Meat			Wool			
	wWT (kg)	Y _{WT} (kg)	YEMD (mm)	YFat (mm)	YCFW (%)	YFD (µm)	YCV (%)
	0.7	5.4	4.9	1.4	0.3	7.2	-0.7
Actual Figures	WWT	YWT	YEMD	YFat	YGFW	YFD	YCV
	46.0	90.5	48.0	6.0	4.4	17.7	13.0
	21/08/18 Wt: 104 kg	Mt Alma Dohne				LOT	38
Tag:	ASH 170197	Sire: ASH 130307	Dam: ASH 130012		Mate Type	Nat	
Birth Date:	05/05/17	Final			Dohne Index		



Dam Age:	Adult	Grade				Value	50% Band	
	Twin	R				136	140.5	
		Meat			Wool			
	wWT (kg)	Y _{WT} (kg)	YEMD (mm)	YFat (mm)	YCFW (%)	YFD (μm)	YCV (%)	
	0.8	2.5	3.5	0.6	-0.0	2.2	-0.1	-0.6
Actual Figures	WWT	YWT	YEMD	YFat	YGFW	YFD	YCV	
	37.6	83.5	41.5	4.5	4.0	18.7	13.9	
	21/08/18 Wt: 115 kg	Mt Alma Dohne				LOT	39	
Tag:	ASH 170589	Sire: ASH 110033	Dam: ASH 130592		Mate Type	Nat		
Birth Date:	05/05/17	Final Grade				Dohne Index		
Dam Age:	Adult	Grade				Value	50% Band	
	Twin	R				131	140.5	


		Meat			Wool		
MWWT (kg)	wWT (kg)	Y _{WT} (kg)	YEMD (mm)	YFat (mm)	YCFW (%)	YFD (µm)	YCV (%)
0.3	2.4	4.8	0.0	-0.2	7.0	-0.4	-0.3
Actual Figures	WWT	YWT	YEMD	YFat	YGFW	YFD	YCV
	39.2	88.5	39.0	5.0	4.1	18.3	15.8
21/08/18 Wt: 105.5 kg		Mt Alma Dohne			LOT		40
Tag:	ASH 170507	Sire: ASH 140327	Dam: ASH 130304		Mate Type	Nat	
Birth Date:	05/05/17	Final Grade			Dohne Index		
Dam Age:	Adult	R			Value	50% Band	
	Single				147	140.5	
		Meat			Wool		
MWWT (kg)	wWT (kg)	Y _{WT} (kg)	YEMD (mm)	YFat (mm)	YCFW (%)	YFD (µm)	YCV (%)


	0.5	4.9	5.8	0.7	0.1	4.2	-0.0	-1.3
Actual Figures	WWT	YWT	YEMD	YFat	YGFW	YFD	YCV	
	41.8	93.0	43.5	4.0	4.4	19.7	13.7	
	21/08/18 Wt: 103 kg	Mt Alma Dohne				LOT	41	
Tag:	ASH 170016	Sire: ASH 140309	Dam: ASH 130748		Mate Type	Nat		
Birth Date:	05/05/17	Final Grade			Dohne Index			
	Adult	R			Value	50% Band		
	Twin				136	140.5		
Maternal	Meat			Wool				
MWWT (kg)	wWT (kg)	Y _{wT} (kg)	YEMD (mm)	YFat (mm)	YCFW (%)	YFD (µm)	YCV (%)	
0.9	2.1	2.5	0.9	0.1	1.0	-0.9	-0.7	


Actual Figures	WWT	YWT	YEMD	YFat	YGFW	YFD	YCV
	34.8	82.0	42.5	5.0	3.6	17.0	15.3
	21/08/18 Wt: 104 kg	Mt Alma Dohne				LOT	42
Tag:	ASH 170325	Sire: ASH 140309	Dam: ASH 110360			Mate Type	Nat
	05/05/17	Final Grade			Dohne Index		
	Adult	R			Value	50% Band	
	Birth Type: Twin				148	140.5	
Maternal	Meat				Wool		
MWWT	wWT	Y _{WT}	YEMD	YFat	YCFW	YFD	YCV
(kg)	(kg)	(kg)	(mm)	(mm)	(%)	(µm)	(%)
1.0	3.6	3.7	0.7	0.4	1.3	-0.5	-1.6
Actual Figures	WWT	YWT	YEMD	YFat	YGFW	YFD	YCV
	36.2	86.5	40.0	6.5	3.7	18.3	13.1


21/08/18 Wt: 111 kg		Mt Alma Dohne			LOT		43	
Tag:	ASH 170334	Sire: ASH 150380	Dam: ASH 140568		Mate Type	Nat		
	05/05/17	Final Grade			Dohne Index			
	Adult	R			Value	50% Band		
Birth Type:	Twin	R			137	140.5		
Maternal	Meat				Wool			
MWWT	wWT	Y _{WT}	YEMD	YFat	YCFW	YFD	YCV	
(kg)	(kg)	(kg)	(mm)	(mm)	(%)	(µm)	(%)	
	2.6	4.5	0.3	-0.1	4.4	-0.7	-0.6	
Actual Figures	WWT	YWT	YEMD	YFat	YGFW	YFD	YCV	
	36.6	88.0	42.0	5.0	3.8	17.8	15.2	
21/08/18 Wt: 111 kg		Mt Alma Dohne			LOT		44	

	SH 170166	Sire: ASH 130015	Dam: ASH 130773		Mate Type	Nat	
	05/05/17	Final Grade			Dohne Index		
Dam Age:	Adult	R			Value	50% Band	
Birth Type:	Twin				131	140.5	
Maternal	Meat			Wool			
MWWT	wWT	Y _{WT}	YEMD	YFat	γCFW	γFD	γCV
(kg)	(kg)	(kg)	(mm)	(mm)	(%)	(μm)	(%)
0.7	1.9	2.2	0.6	-0.3	9.9	0.1	0.0
Actual Figures	WWT	YWT	YEMD	YFat	YGFW	YFD	YCV
	38.4	77.5	39.5	4.0		19.8	16.2
	21/08/18 Wt: 103.5 kg	Mt Alma Dohne				LOT	45
	SH 170453	Sire: ASH 140327	Dam: ASH 140362		Mate Type	Nat	
	05/05/17	Final			Dohne Index		



Dam Age:	Adult	Grade			Value	50% Band	
Birth Type:	Twin	R			142	140.5	
Maternal	Meat				Wool		
MWWT (kg)	wWT (kg)	Y _{WT} (kg)	YEMD (mm)	YFat (mm)	YCFW (%)	YFD (μm)	YCV (%)
0.5	4.5	5.2	0.2	0.0	4.3	-0.4	-0.7
Actual Figures	WWT	YWT	YEMD	YFat	YGFW	YFD	YCV
	36.6	86.5	40.0	5.0	4.0	18.8	16.5
	21/08/18 Wt: 106.5 kg	Mt Alma Dohne			LOT	46	
 SH 170625	Sire: ASH 130068	Dam: ASH 130033		Mate Type	Nat		
	05/05/17	Final Grade			Dohne Index		
Dam Age:	Adult	Grade			Value	50% Band	
Birth Type:	Single	R			144	140.5	


Maternal		Meat			Wool		
MWWT	wWT	Y _{WT}	YEMD	YFat	YCFW	YFD	YCV
(kg)	(kg)	(kg)	(mm)	(mm)	(%)	(μm)	(%)
0.7	2.0	2.7	1.3	0.1	5.4	-0.6	-0.3
Actual Figures	WWT	YWT	YEMD	YFat	YGFW	YFD	YCV
	39.2	81.0	44.0	5.0	4.3	17.7	15.3
21/08/18 Wt: 109.5 kg		Mt Alma Dohne			LOT		47
 3H 170495	Sire: ASH 150380		Dam: ASH 130247		Mate Type	Nat	
Birth Date:	05/05/17	Final Grade			Dohne Index		
Dam Age:	Adult	R			Value		50% Band
Birth Type:	Single				124		140.5
Maternal		Meat			Wool		
MWWT	wWT	Y _{WT}	YEMD	YFat	YCFW	YFD	YCV
(kg)	(kg)	(kg)	(mm)	(mm)	(%)	(μm)	(%)


	1.7	3.6	-0.2	-0.3	9.9	-0.3	0.5
Actual Figures	WWT	YWT	YEMD	YFat	YGFW	YFD	YCV
	34.0	83.0	39.0	4.5	4.4	18.8	18.6
 21/08/18 Wt: 110 kg	Mt Alma Dohne					LOT	48
ASH 170389	Sire: ASH 140327	Dam: ASH 130791			Mate Type	Nat	
Birth Date:	05/05/17	Final Grade			Dohne Index		
Dam Age:	Adult	R			Value	50% Band	
Birth Type:	Twin				141	140.5	
Maternal	Meat				Wool		
MWWT	wWT	Y _{wT}	YEMD	YFat	YCFW	YFD	YCV
(kg)	(kg)	(kg)	(mm)	(mm)	(%)	(µm)	(%)
1.1	4.4	3.3	0.5	0.3	1.8	-0.5	-0.6


Actual Figures	WWT	YWT	YEMD	YFat	YGFW	YFD	YCV
	48.2	89.0	42.0	6.0	3.7	17.8	16.9
	21/08/18 Wt: 102.5 kg	Mt Alma Dohne				LOT	49
Tag:	ASH 170371	Sire: ASH 140111	Dam: ASH 140207		Mate Type	Nat	
Birth Date:	05/05/17	Final Grade			Dohne Index		
Dam Age:	Adult	R			Value	50% Band	
Birth Type:	Twin				148	140.5	
Maternal	Meat				Wool		
MWWT	wWT	Y _{WT}	YEMD	YFat	YCFW	YFD	YCV
(kg)	(kg)	(kg)	(mm)	(mm)	(%)	(µm)	(%)
1.5	4.0	2.2	1.4	0.2	3.2	-0.6	0.4
Actual Figures	WWT	YWT	YEMD	YFat	YGFW	YFD	YCV
	44.8	85.0	45.0	6.0	3.0	17.6	18.2




		21/08/18 Wt: 101 kg	Mt Alma Dohne			LOT	50	
Tag:	ASH 170631		Sire: ASH 130068	Dam: ASH 110480		Mate Type	Nat	
Birth Date:	05/05/17		Final Grade			Dohne Index		
Dam Age:	Adult							
Birth Type:	Twin		R			Value	50% Band	
Maternal	Meat				Wool			
MWWT	wWT	Y _{WT}	YEMD	YFat	YCFW	YFD	YCV	
(kg)	(kg)	(kg)	(mm)	(mm)	(%)	(µm)	(%)	
0.7	0.5	4.5	0.1	-0.1	6.5	-0.2	-0.3	
Actual Figures	WWT	YWT	YEMD	YFat	YGFW	YFD	YCV	
	26.4	84.0	41.5	5.0	3.6	19.5	14.9	
		21/08/18 Wt: 106.5 kg	Mt Alma Dohne			LOT	51	



Tag:	ASH 170048	Sire: ASH 150380	Dam: ASH 140028		Mate Type	Nat	
Birth Date:	05/05/17	Final Grade			Dohne Index		
Dam Age:	Adult	R			Value	50% Band	
Birth Type:	Twin				139	140.5	
Maternal	Meat				Wool		
MWWT	wWT	Y _{WT}	YEMD	YFat	YCFW	YFD	YCV
(kg)	(kg)	(kg)	(mm)	(mm)	(%)	(µm)	(%)
0.6	4.1	4.5	0.3	-0.0	7.7	-0.2	-0.3
Actual Figures	WWT	YWT	YEMD	YFat	YGFW	YFD	YCV
	41.2	84.0	41.0	5.0	3.7	18.9	15.3
	21/08/18 Wt: 112.5 kg	Mt Alma Dohne				LOT	52
Tag:	ASH 170459	Sire: ASH 130015	Dam: ASH 140002		Mate Type	Nat	
Birth Date:	05/05/17	Final			Dohne Index		


Dam Age:	Adult	Grade			Value	50% Band	
Birth Type:	Single	R			146	140.5	
Maternal	Meat				Wool		
MWWT (kg)	wWT (kg)	Y _{WT} (kg)	YEMD (mm)	YFat (mm)	YCFW (%)	YFD (μm)	YCV (%)
1.0	3.3	4.7	0.9	0.2	5.7	-0.0	-1.3
	WWT	YWT	YEMD	YFat	YGFW	YFD	YCV
	45.2	92.0	42.5	5.5	4.2	19.4	14.9
	21/08/18 Wt: 102.5 kg	Mt Alma Dohne			LOT	53	
Tag:	ASH 170616	Sire: ASH 130068	Dam: ASH 140466		Mate Type	Nat	
Birth Date:	05/06/17	Final Grade			Dohne Index		
Dam Age:	Adult	R			Value	50% Band	
Birth Type:	Single				137	140.5	


Maternal		Meat			Wool		
MWWT	wWT	Y _{WT}	YEMD	YFat	YCFW	YFD	YCV
(kg)	(kg)	(kg)	(mm)	(mm)	(%)	(μm)	(%)
1.0	2.2	4.7	0.6	-0.2	6.8	0.6	-1.2
	WWT	YWT	YEMD	YFat	YGFW	YFD	YCV
	29.6	85.5	41.0	4.5	3.8	20.2	13.9
21/08/18 Wt: 103.5 kg		Mt Alma Dohne			LOT		54
Tag:	ASH 170418	Sire: ASH 140111	Dam: ASH 130319		Mate Type	Nat	
Birth Date:	05/05/17	Final Grade			Dohne Index		
Dam Age:	Adult						
Birth Type:	Single	R			Value	50% Band	
					131	140.5	
Maternal		Meat			Wool		
MWWT	wWT	Y _{WT}	YEMD	YFat	YCFW	YFD	YCV
(kg)	(kg)	(kg)	(mm)	(mm)	(%)	(μm)	(%)


	0.9	3.4	4.0	0.5	-0.0	-0.6	-0.5	0.5
	WWT	YWT	YEMD	YFat	YGFW	YFD	YCV	
	42.4	92.0	42.5	5.5	3.0	17.7	16.4	
21/08/18 Wt: 105.5 kg		Mt Alma Dohne				LOT		55
Tag:	ASH 170072	Sire: ASH 140111	Dam: ASH 130386			Mate Type	Nat	
Birth Date:	05/05/17	Final Grade			Dohne Index			
Dam Age:	Adult	R			Value	50% Band		
Birth Type:	Single				136	140.5		
Maternal	Meat				Wool			
MWWT	wWT	Y _{wT}	YEMD	YFat	YCFW	YFD	YCV	
(kg)	(kg)	(kg)	(mm)	(mm)	(%)	(µm)	(%)	
0.8	3.0	2.7	0.8	-0.0	3.7	-1.0	1.4	






 Actual Figures	WWT	YWT	YEMD	YFat	YGFW	YFD	YCV
	42.2	88.0	42.0	6.0	3.7	17.4	17.8
	21/08/18 Wt: 94 kg	Mt Alma Dohne				LOT	56
Tag:	ASH 170534	Sire: ASH 110033	Dam: ASH 130233		Mate Type	Nat	
Birth Date:	05/05/17	Final Grade			Dohne Index		
Dam Age:	Adult	R			Value	50% Band	
Birth Type:	Twin				132	140.5	
Maternal	Meat				Wool		
MWWT	wWT	Y _{WT}	YEMD	YFat	YCFW	YFD	YCV
(kg)	(kg)	(kg)	(mm)	(mm)	(%)	(µm)	(%)
	0.5	3.7	1.4	0.6	4.4	-0.6	-0.4
Actual Figures	WWT	YWT	YEMD	YFat	YGFW	YFD	YCV
	26.2	80.0	44.0	7.5	3.6	18.1	15.5


21/08/18 Wt: 103 kg		Mt Alma Dohne			LOT		57	
Tag:	ASH 170695	Sire: ASH 130068	Dam: ASH 140606		Mate Type	Nat		
Birth Date:	05/05/17	Final Grade			Dohne Index			
Dam Age:	Adult	R			Value	50% Band		
Birth Type:	Twin	R			131	140.5		
Maternal	Meat				Wool			
MWWT	wWT	YWT	YEMD	YFat	YCFW	YFD	YCV	
(kg)	(kg)	(kg)	(mm)	(mm)	(%)	(µm)	(%)	
	1.7	3.2	1.0	0.3	2.1	0.3	-1.2	
Actual Figures	WWT	YWT	YEMD	YFat	YGFW	YFD	YCV	
	37.2	84.5	42.5	6.5	3.5	19.7	13.7	
21/08/18 Wt: 106.5 kg		Mt Alma Dohne			LOT		58	


Tag:	ASH 170165	Sire: ASH 130015	Dam: ASH 130773		Mate Type	Nat	
Birth Date:	05/05/17	Final Grade			Dohne Index		
Dam Age:	Adult	R			Value	50% Band	
Birth Type:	Twin				136	140.5	
Maternal	Meat			Wool			
M/M/M/M/T 	wWT (kg)	Y _{wT} (kg)	YEMD (mm)	YFat (mm)	YCFW (%)	YFD (µm)	YCV (%)
	2.2	2.4	0.9	-0.2	11.0	0.1	0.1
Actual Figures	WWT	YWT	YEMD	YFat	YGFW	YFD	YCV
	40.6	80.0	42.0	4.5	4.2	19.9	16.6
	21/08/18 Wt: 104.5 kg	Mt Alma Dohne				LOT	59
Tag:	ASH 170057	Sire: ASH 140309	Dam: ASH 110486		Mate Type	Nat	
Birth Date:	05/05/17	Final			Dohne Index		


Dam Age:	Adult	Grade				Value	50% Band		
Birth Type:	Twin	R				142	140.5		
Maternal	Meat				Wool				
	wWT (kg)	Y _{wT} (kg)	YEMD (mm)	YFat (mm)	YCFW (%)	YFD (µm)	YCV (%)		
	3.9	2.7	0.1	-0.1	5.6	-0.5	-1.5		
Actual Figures	WWT	YWT	YEMD	YFat	YGFW	YFD	YCV		
	42.2	83.0	38.5	4.5	4.3	18.2	12.6		
	21/08/18 Wt: 104 kg	Mt Alma Dohne				LOT	60		
Tag:	ASH 170404	Sire: ASH 140111	Dam: ASH 130466		Mate Type	Nat			
Birth Date:	05/05/17	Final Grade				Dohne Index			
Dam Age:	Adult	Grade				Value	50% Band		
Birth Type:	Twin	R				130	140.5		



	Meat				Wool		
	wWT (kg)	Y _{wT} (kg)	YEMD (mm)	YFat (mm)	YCFW (%)	YFD (μm)	YCV (%)
	0.2	3.9	3.5	0.3	0.1	2.0	-0.8
Actual Figures	WWT	YWT	YEMD	YFat	YGFW	YFD	YCV
	38.2	80.0	40.0	5.0	3.3	16.7	18.6
	21/08/18 Wt: 100 kg	Mt Alma Dohne				LOT	61
Tag:	ASH 170328	Sire: ASH 130307	Dam: ASH 130548		Mate Type	Nat	
Birth Date:	05/05/17	Final Grade			Dohne Index		
Dam Age:	Adult	R			Value	50% Band	
Birth Type:	Twin				135	140.5	
	Meat				Wool		
	wWT (kg)	Y _{wT} (kg)	YEMD (mm)	YFat (mm)	YCFW (%)	YFD (μm)	YCV (%)


	0.2	2.9	5.5	0.6	0.1	7.9	1.0	-0.9
Actual Figures	WWT	YWT	YEMD	YFat	YGFW	YFD	YCV	
	31.2	85.0	42.5	4.0	4.2	20.9	15.3	
	21/08/18 Wt: 101.5 kg	Mt Alma Dohne				LOT	62	
Tag:	ASH 170269	Sire: ASH 140309	Dam: ASH 130315		Mate Type	Nat		
Birth Date:	05/05/17	Final Grade			Dohne Index			
Dam Age:	Adult	R			Value	50% Band		
	Twin	Meat			Wool			
(kg)	wWT (kg)	YWT (kg)	YEMD (mm)	YFat (mm)	YCFW (%)	YFD (µm)	YCV (%)	
1.3	3.9	3.4	0.2	0.2	2.8	-0.5	-1.4	


Actual Figures	WWT	YWT	YEMD	YFat	YGFW	YFD	YCV
	41.8	87.5	40.5	5.5	4.3	18.2	13.7
	21/08/18 Wt: 107 kg	Mt Alma Dohne				LOT	63
Tag:	ASH 170147	Sire: ASH 130307	Dam: ASH 140566			Mate Type	Nat
Birth Date:	05/05/17	Final Grade			Dohne Index		
Dam Age:	Adult	R			Value	50% Band	
 DOHNE MERINO AUSTRALIA	Twin				126	140.5	
	Meat				Wool		
MWWT (kg)	wWT (kg)	Y _{WT} (kg)	YEMD (mm)	YFat (mm)	YCFW (%)	YFD (µm)	YCV (%)
	1.8	3.3	0.7	0.1	2.2	-0.1	-0.0
Actual Figures	WWT	YWT	YEMD	YFat	YGFW	YFD	YCV
		86.5	43.5	5.0	3.8	18.5	16.2


		21/08/18 Wt: 96 kg	Mt Alma Dohne			LOT		64
Tag:	ASH 170406		Sire: ASH 140111	Dam: ASH 130339		Mate Type	Nat	
Birth Date:	05/05/17		Final Grade			Dohne Index		
	Adult		R			Value		50% Band
	Twin					128		140.5
Maternal	Meat				Wool			
MWWT	wWT	Y _{WT}	YEMD	YFat	YCFW	YFD	YCV	
(kg)	(kg)	(kg)	(mm)	(mm)	(%)	(µm)	(%)	
0.5	2.9	2.1	0.8	0.1	3.5	-0.1	1.4	
Actual Figures	WWT	YWT	YEMD	YFat	YGFW	YFD	YCV	
	34.8	74.5	40.5	5.0	3.4	18.7	19.3	
		21/08/18 Wt: 99 kg	Mt Alma Dohne			LOT		65



Tag:	ASH 170222	Sire: ASH 150380	Dam: ASH 140451		Mate Type	Nat	
Birth Date:	05/05/17	Final Grade R			Dohne Index		
 Birth type:	Adult				Value	50% Band	
	Twin				137	140.5	
Maternal	Meat				Wool		
MWWT	wWT	Y _{WT}	YEMD	YFat	YCFW	YFD	YCV
(kg)	(kg)	(kg)	(mm)	(mm)	(%)	(µm)	(%)
	2.5	3.5	0.9	0.3	4.4	0.1	-1.1
Actual Figures	WWT	YWT	YEMD	YFat	YGFW	YFD	YCV
		82.0	43.0	6.0	3.7	19.4	13.9
	21/08/18 Wt: 101 kg	Mt Alma Dohne				LOT	66
Tag:	ASH 170148	Sire: ASH 150380	Dam: ASH 140126		Mate Type	Nat	
Birth Date:	05/05/17	Final			Dohne Index		



 Birth Type:	Adult	Grade			Value	50% Band	
	Twin	R			151	140.5	
Maternal	Meat				Wool		
MWWT (kg)	wWT (kg)	Y _{WT} (kg)	YEMD (mm)	YFat (mm)	YCFW (%)	YFD (μm)	YCV (%)
1.3	4.1	1.6	0.7	0.2	5.5	-0.5	-0.2
Actual Figures	WWT	YWT	YEMD	YFat	YGFW	YFD	YCV
	44.8	70.0	38.5	5.0	3.8	17.4	19.0
	21/08/18 Wt: 108.5 kg	Mt Alma Dohne			LOT	67	
Tag:	ASH 170543	Sire: ASH 110033	Dam: ASH 110537		Mate Type	Nat	
 Birth Type:	05/05/17	Final Grade			Dohne Index		
	Adult	R			Value	50% Band	
Twin					143	140.5	


Maternal		Meat			Wool		
MWWT	wWT	Y _{WT}	YEMD	YFat	YCFW	YFD	YCV
(kg)	(kg)	(kg)	(mm)	(mm)	(%)	(µm)	(%)
0.4	3.8	5.6	1.2	0.2	13.2	1.8	-1.1
Actual Figures	WWT	YWT	YEMD	YFat	YGFW	YFD	YCV
	38.2	88.0	44.0	5.5	4.6	22.9	14.4
	21/08/18 Wt: 106.5 kg	Mt Alma Dohne			LOT	68	
Tag:	ASH 170001	Sire: ASH 130307	Dam: ASH 110388		Mate Type	Nat	
	05/05/17	Final Grade			Dohne Index		
	Adult	R			Value	50% Band	
Birth Type:	Twin				133	140.5	
Maternal		Meat			Wool		
MWWT	wWT	Y _{WT}	YEMD	YFat	YCFW	YFD	YCV
(kg)	(kg)	(kg)	(mm)	(mm)	(%)	(µm)	(%)


0.6	4.2	3.8	-0.2	-0.3	1.6	0.4	-1.1
Actual Figures	WWT	YWT	YEMD	YFat	YGFW	YFD	YCV
	44.0	79.5	37.0	3.5	3.5	19.8	14.1
	21/08/18 Wt: 96.5 kg	Mt Alma Dohne				LOT	69
 3H 170456	Sire: ASH 130307	Dam: ASH 130376		Mate Type	Nat		
	05/05/17	Final Grade			Dohne Index		
Dam Age:	Adult				Value	50% Band	
Birth Type:	Twin	R			121	140.5	
Maternal	Meat				Wool		
MWWT	wWT	Y _{wT}	YEMD	YFat	YCFW	YFD	YCV
(kg)	(kg)	(kg)	(mm)	(mm)	(%)	(µm)	(%)
0.6	1.9	1.9	0.4	0.4	1.5	0.8	-1.0


Actual Figures	WWT	YWT	YEMD	YFat	YGFW	YFD	YCV
		77.0	39.0	6.5	3.6	20.4	13.2
21/08/18 Wt: 98 kg		Mt Alma Dohne				LOT	70
 3H 170431	Sire: ASH 140327	Dam: ASH 110529			Mate Type	Nat	
Birth Date:	05/05/17	Final Grade			Dohne Index		
Dam Age:	Adult	R			Value	50% Band	
Birth Type:	Twin				137	140.5	
Maternal	Meat				Wool		
MWWT	wWT	Y _{WT}	YEMD	YFat	YCFW	YFD	YCV
(kg)	(kg)	(kg)	(mm)	(mm)	(%)	(µm)	(%)
-0.1	4.4	3.9	0.1	0.1	4.3	-0.7	-0.1
Actual Figures	WWT	YWT	YEMD	YFat	YGFW	YFD	YCV
	39.2	81.5	40.0	4.5	3.7	17.5	18.9



		21/08/18 Wt: 90 kg	Mt Alma Dohne			LOT	71	
JH 170656		Sire: ASH 130068	Dam: ASH 110541		Mate Type	Nat		
Birth Date:	05/05/17	Final Grade			Dohne Index			
Dam Age:	Adult	R			Value	50% Band		
Birth Type:	Single				131	140.5		
Maternal	Meat				Wool			
MWWT	wWT	Y _{WT}	YEMD	YFat	YCFW	YFD	YCV	
(kg)	(kg)	(kg)	(mm)	(mm)	(%)	(µm)	(%)	
0.2	2.5	2.2	0.7	0.2	8.4	0.5	-0.0	
Actual Figures	WWT	YWT	YEMD	YFat	YGFW	YFD	YCV	
	38.8	70.0	40.0	4.0	4.2	20.3	16.7	
		21/08/18 Wt: 103.5 kg	Mt Alma Dohne			LOT	72	


 Tag: ASH 170054	Sire: ASH 130307	Dam: ASH 140116	Mate Type	Nat			
Birth Date: 05/05/17	Final Grade			Dohne Index			
Dam Age: Adult	R			Value	50% Band		
Birth Type: Twin				141	140.5		
Maternal	Meat			Wool			
MWWT (kg)	wWT (kg)	Y _{WT} (kg)	YEMD (mm)	YFat (mm)	γCFW (%)	γFD (μm)	γCV (%)
0.8	3.6	2.1	0.8	0.3	4.2	0.2	-0.6
Actual Figures	WWT	YWT	YEMD	YFat	YGF _W	YFD	YCV
	37.6	73.0	40.0	5.5	4.0	19.1	13.6
 21/08/18 Wt: 101.5 kg	Mt Alma Dohne				LOT	73	
Tag: ASH 170444	Sire: ASH 140111	Dam: ASH 110356	Mate Type	Nat			
Birth Date: 05/05/17	Final			Dohne Index			


Dam Age:	Adult	Grade			Value	50% Band	
Birth Type:	Twin	R			134	140.5	
Maternal	Meat				Wool		
MWWT (kg)	wWT (kg)	Y _{WT} (kg)	YEMD (mm)	YFat (mm)	YCFW (%)	YFD (µm)	YCV (%)
1.1	2.8	2.4	0.2	-0.2	10.9	-0.2	1.6
Actual Figures	WWT	YWT	YEMD	YFat	YGFW	YFD	YCV
	40.6	82.5	38.5	5.0	3.5	18.2	19.8
	21/08/18 Wt: 108 kg	Mt Alma Dohne			LOT	74	
Tag:	ASH 170388	Sire: ASH 140327	Dam: ASH 130791		Mate Type	Nat	
Birth Date:	05/05/17	Final Grade			Dohne Index		
Dam Age:	Adult	R			Value	50% Band	
Birth Type:	Twin	R			143	140.5	


Maternal		Meat			Wool		
MWWT	wWT	Y _{WT}	YEMD	YFat	YCFW	YFD	YCV
(kg)	(kg)	(kg)	(mm)	(mm)	(%)	(µm)	(%)
1.1	4.1	3.9	0.6	0.1	-0.5	-0.7	-1.6
Actual Figures	WWT	YWT	YEMD	YFat	YGFW	YFD	YCV
	45.2	91.5	43.5	4.5	3.7	17.3	12.1
	21/08/18 Wt: 100 kg	Mt Alma Dohne			LOT	75	
Tag:	ASH 170392	Sire: ASH 140327	Dam: ASH 140205		Mate Type	Nat	
Birth Date:	05/05/17	Final Grade			Dohne Index		
Dam Age:	Adult	R			Value	50% Band	
Birth Type:	Twin				126	140.5	
Maternal		Meat			Wool		
MWWT	wWT	Y _{WT}	YEMD	YFat	YCFW	YFD	YCV
(kg)	(kg)	(kg)	(mm)	(mm)	(%)	(µm)	(%)


	0.3	3.2	2.8	-0.2	0.1	4.9	-0.2	-0.5
	WWT	YWT	YEMD	YFat	YGFW	YFD	YCV	
	39.8	82.4	38.0	5.5	4.0	18.8	15.4	
	21/08/18 Wt: 102 kg	Mt Alma Dohne				LOT	76	
Tag:	ASH 170232	Sire: ASH 150380	Dam: ASH 140150		Mate Type	Nat		
Birth Date:	05/05/17	Final Grade			Dohne Index			
Dam Age:	Adult	R			Value	50% Band		
Birth Type:	Single				157	140.5		
Maternal	Meat			Wool				
MWWT	wWT	Y _{wT}	YEMD	YFat	YCFW	YFD	YCV	
(kg)	(kg)	(kg)	(mm)	(mm)	(%)	(µm)	(%)	
0.6	4.8	4.9	1.2	0.2	8.3	0.0	-1.8	

	WWT	YWT	YEMD	YFat	YGFW	YFD	YCV
	43.2	84.5	45.5	5.5	4.2	19.4	13.9
21/08/18 Wt: 90.5 kg		Mt Alma Dohne			LOT		77
Tag:	ASH 170167	Sire: ASH 140309	Dam: ASH 130447		Mate Type	Nat	
Birth Date:	05/05/17	Final Grade			Dohne Index		
Dam Age:	Adult	R			Value	50% Band	
Birth Type:	Single				148	140.5	
Maternal	Meat				Wool		
MWWT	wWT	Y _{wT}	YEMD	YFat	YCFW	YFD	YCV
(kg)	(kg)	(kg)	(mm)	(mm)	(%)	(µm)	(%)
0.9	3.9	2.6	0.9	0.1	4.8	-0.2	-0.8
	WWT	YWT	YEMD	YFat	YGFW	YFD	YCV
	39.2	74.5	41.5	4.0	4.1	18.6	15.6



21/08/18 Wt: 103 kg		Mt Alma Dohne			LOT		78	
Tag:	ASH 170661	Sire: ASH 130068	Dam:		Mate Type	Nat		
Birth Date:	05/05/17	Final Grade			Dohne Index			
Dam Age:		R			Value	50% Band		
Birth Type:	Single				126	140.5		
Maternal	Meat				Wool			
MWWT	wWT	Y _{WT}	YEMD	YFat	YCFW	YFD	YCV	
(kg)	(kg)	(kg)	(mm)	(mm)	(%)	(µm)	(%)	
1.0	1.6	2.3	0.4	-0.2	5.2	0.4	-0.9	
	WWT	YWT	YEMD	YFat	YGFW	YFD	YCV	
	42.8	81.5	39.5	4.5	4.2	19.7	14.2	
21/08/18 Wt: 100.5 kg		Mt Alma Dohne			LOT		79	


Tag:	ASH 170449	Sire: ASH 130307	Dam: ASH 130127			Mate Type	Nat
Birth Date:	05/05/17	Final Grade			Dohne Index		
Dam Age:	Adult	R			Value	50% Band	
Birth Type:	Twin				136	140.5	
Maternal	Meat				Wool		
MWWT	wWT	Y _{WT}	YEMD	YFat	YCFW	YFD	YCV
(kg)	(kg)	(kg)	(mm)	(mm)	(%)	(µm)	(%)
	3.6	4.6	-0.0	-0.0	2.0	-0.8	-0.1
	WWT	YWT	YEMD	YFat	YGFW	YFD	YCV
	38.4	84.0	39.5	5.5	3.9	16.6	15.1
	21/08/18 Wt: 96 kg	Mt Alma Dohne				LOT	80
Tag:	ASH 170538	Sire: ASH 110033	Dam: ASH 130766			Mate Type	Nat
Birth Date:	05/05/17	Final			Dohne Index		


Dam Age:	Adult	Grade			Value	50% Band	
Birth Type:	Twin	R			133	140.5	
Maternal	Meat				Wool		
MWWT (kg)	wWT (kg)	Y _{WT} (kg)	YEMD (mm)	YFat (mm)	YCFW (%)	YFD (µm)	YCV (%)
	2.0	3.4	0.8	-0.1	8.1	-0.1	0.4
Actual Figures	WWT	YWT	YEMD	YFat	YGFW	YFD	YCV
	35.8	78.5	41.5	4.0	3.9	19.3	16.6
	21/08/18 Wt: 91.5 kg	Mt Alma Dohne			LOT	81	
Tag:	ASH 170091	Sire: ASH 160021	Dam: ASH 130762		Mate Type	Nat	
Birth Date:	05/05/17	Final Grade			Dohne Index		
Dam Age:	Adult	Grade			Value	50% Band	
Birth Type:	Twin	R			118	140.5	


Maternal		Meat			Wool		
MWWT	wWT	Y _{WT}	YEMD	YFat	YCFW	YFD	YCV
(kg)	(kg)	(kg)	(mm)	(mm)	(%)	(μm)	(%)
	1.2	2.4	0.3	-0.1	9.6	0.6	0.2
Actual Figures	WWT	YWT	YEMD	YFat	YGFW	YFD	YCV
	27.8	71.0	38.0	4.0		20.3	18.2
21/08/18 Wt: 98 kg		Mt Alma Dohne			LOT		82
Tag:	ASH 170528	Sire: ASH 110033	Dam: ASH 140814		Mate Type	Nat	
Birth Date:	05/05/17	Final Grade			Dohne Index		
Dam Age:	Adult	R			Value	50% Band	
Birth Type:	Twin				128	140.5	
Maternal		Meat			Wool		
MWWT	wWT	Y _{WT}	YEMD	YFat	YCFW	YFD	YCV
(kg)	(kg)	(kg)	(mm)	(mm)	(%)	(μm)	(%)






	1.6	4.0	0.5	-0.1	5.9	-0.2	-0.2
Actual Figures	WWT	YWT	YEMD	YFat	YGFW	YFD	YCV
	32.6	80.0	40.0	4.5	3.7	18.8	16.5
	21/08/18 Wt: 100.5 kg	Mt Alma Dohne				LOT	83
Tag:	ASH 170671	Sire: ASH 130068	Dam: ASH 110393			Mate Type	Nat
Birth Date:	05/05/17	Final Grade			Dohne Index		
Dam Age:	Adult	R			Value	50% Band	
Birth Type:	Single				129	140.5	
Maternal	Meat			Wool			
	wWWT (kg)	YwT (kg)	YEMD (mm)	YFat (mm)	YCFW (%)	YFD (µm)	YCV (%)
	1.3	2.8	0.1	-0.2	3.6	0.0	-0.9


Actual Figures	WWT	YWT	YEMD	YFat	YGFW	YFD	YCV
	39.0	83.5	40.0	4.5	3.5	18.6	14.5
	21/08/18 Wt: 99.5 kg	Mt Alma Dohne				LOT	84
Tag:	ASH 170490	Sire: ASH 140111	Dam: ASH 131144			Mate Type	Nat
Birth Date:	05/05/17	Final Grade			Dohne Index		
Dam Age:	Adult	R			Value	50% Band	
Birth Type:	Single				111	140.5	
	Meat				Wool		
	wWWT (kg)	Y _{WT} (kg)	YEMD (mm)	YFat (mm)	YCFW (%)	YFD (µm)	YCV (%)
0.9	1.7	1.5	0.0	-0.1	4.9	0.2	2.0
Actual Figures	WWT	YWT	YEMD	YFat	YGFW	YFD	YCV
	41.2	83.5	38.5	5.0	3.4	18.8	21.3


21/08/18 Wt: 92.5 kg		Mt Alma Dohne				LOT		85	
Tag:	ASH 170585	Sire: ASH 110033	Dam: ASH 110431			Mate Type	Nat		
Birth Date:	05/05/17	Final Grade				Dohne Index			
Dam Age:	Adult	R				Value		50% Band	
Birth Type:	Twin	R				131		140.5	
	Meat				Wool				
	wWT (kg)	Y _{WT} (kg)	YEMD (mm)	YFat (mm)	YCFW (%)	YFD (µm)	YCV (%)		
	0.3	1.3	2.2	0.7	0.1	7.2	0.0	-0.7	
Actual Figures	WWT	YWT	YEMD	YFat	YGFW	YFD	YCV		
	32.6	69.5	38.0	4.5	4.1	19.3	14.5		
21/08/18 Wt: 103.5 kg		Mt Alma Dohne				LOT		86	


Tag:	ASH 170647	Sire: ASH 130068	Dam: ASH 110476		Mate Type	Nat		
Birth Date:	05/05/17	Final Grade			Dohne Index			
Dam Age:	Adult	R			Value	50% Band		
	Single				130	140.5		
		Meat			Wool			
	wWT (kg)	Y _{wT} (kg)	YEMD (mm)	YFat (mm)	YCFW (%)	YFD (µm)	YCV (%)	
	1.0	1.1	2.7	0.7	-0.1	5.4	-0.2	-0.5
Actual Figures	WWT	YWT	YEMD	YFat	YGFW	YFD	YCV	
	37.2	80.5	41.0	5.0	4.2	19.0	15.3	
	21/08/18 Wt: 98 kg	Mt Alma Dohne				LOT	87	
Tag:	ASH 170261	Sire: ASH 160021	Dam: ASH 130554		Mate Type	Nat		
Birth Date:	05/05/17	Final			Dohne Index			

Dam Age:	Adult	Grade			Value	50% Band	
 DOHNE MERINO AUSTRALIA	Twin	R			132	140.5	
MWWT	wWT	Meat			Wool		
(kg)	(kg)	Y _{WT}	YEMD	YFat	YCFW	YFD	YCV
		(kg)	(mm)	(mm)	(%)	(μm)	(%)
0.5	1.9	3.0	0.5	-0.0	6.0	-0.5	-0.9
Actual Figures	WWT	YWT	YEMD	YFat	YGFW	YFD	YCV
	36.0	83.0	41.5	5.0	4.1	18.3	14.2
	21/08/18 Wt: 100 kg	Mt Alma Dohne			LOT	88	
Tag:	ASH 170342	Sire: ASH 140309	Dam: ASH 130344		Mate Type	Nat	
Birth Date:	05/05/17	Final Grade			Dohne Index		
Dam Age:	Adult	Grade			Value	50% Band	
 DOHNE MERINO AUSTRALIA	Twin	R			131	140.5	

AUSTRALIA		Maternal			Meat			Wool		
MWWT	wWT	Y _{WT}	YEMD	YFat	YCFW	YFD	YCV			
(kg)	(kg)	(kg)	(mm)	(mm)	(%)	(µm)	(%)			
1.1	2.1	2.6	-0.1	-0.3	5.6	-0.1	-1.2			
Actual Figures	WWT	YWT	YEMD	YFat	YGFW	YFD	YCV			
	28.8	74.5	34.5	3.5	4.2	19.0	14.2			
	21/08/18 Wt: 102 kg	Mt Alma Dohne				LOT	89			
Tag:	ASH 170257	Sire: ASH 140111	Dam: ASH 130431		Mate Type	Nat				
Birth Date:	05/05/17	Final Grade			Dohne Index					
	Adult	R			Value		50% Band			
	Twin				143		140.5			
Maternal		Meat			Wool					
MWWT	wWT	Y _{WT}	YEMD	YFat	YCFW	YFD	YCV			
(kg)	(kg)	(kg)	(mm)	(mm)	(%)	(µm)	(%)			

1.0	3.8	3.1	0.7	-0.2	7.5	-0.5	1.1
Actual Figures	WWT	YWT	YEMD	YFat	YGFW	YFD	YCV
	41.0	82.0	41.0	4.5	3.5	18.0	18.3
	21/08/18 Wt: 100 kg	Mt Alma Dohne				LOT	90
Tag:	ASH 170605	Sire: ASH 110033	Dam: ASH 140745			Mate Type	Nat
 Birth Type:	05/05/17	Final Grade			Dohne Index		
	Adult	R			Value	50% Band	
	Twin				135	140.5	
Maternal	Meat				Wool		
MWWT	wWT	Y _{wT}	YEMD	YFat	YCFW	YFD	YCV
(kg)	(kg)	(kg)	(mm)	(mm)	(%)	(µm)	(%)
0.3	2.3	3.3	0.9	0.2	8.9	0.4	-0.1

Actual Figures	WWT	YWT	YEMD	YFat	YGFW	YFD	YCV
	38.8	80.5	41.5	5.5	4.2	19.8	16.7
	21/08/18 Wt: 110 kg	Mt Alma Dohne				LOT	91
Tag:	ASH 170295	Sire: ASH 140309	Dam: ASH 110502			Mate Type	Nat
	05/05/17	Final Grade			Dohne Index		
	Adult	R			Value	50% Band	
Birth Type:	Single				141	140.5	
Maternal	Meat				Wool		
MWWT	wWT	Y _{wT}	YEMD	YFat	YCFW	YFD	YCV
(kg)	(kg)	(kg)	(mm)	(mm)	(%)	(µm)	(%)
0.5	2.6	4.5	0.9	0.2	2.6	-0.7	-0.8
Actual Figures	WWT	YWT	YEMD	YFat	YGFW	YFD	YCV
	35.2	86.5	43.5	5.0		17.6	15.3

21/08/18 Wt: 102.5 kg		Mt Alma Dohne			LOT		92	
	3H 170026	Sire: ASH 140111	Dam: ASH 110569		Mate Type	Nat		
	05/05/17	Final Grade			Dohne Index			
Dam Age:	Adult	R			Value	50% Band		
Birth Type:	Twin				134	140.5		
Maternal	Meat				Wool			
MWWT	wWT	Y _{WT}	YEMD	YFat	YCFW	YFD	YCV	
(kg)	(kg)	(kg)	(mm)	(mm)	(%)	(µm)	(%)	
0.7	2.8	3.4	0.2	-0.4	7.9	-1.2	3.3	
Actual Figures	WWT	YWT	YEMD	YFat	YGFW	YFD	YCV	
	37.6	79.5	39.5	4.0		16.3	23.9	
21/08/18 Wt: 93.5 kg		Mt Alma Dohne			LOT		93	





SH 170156	Sire: ASH 160021	Dam: ASH 130607	Mate Type	Nat			
Birth Date: 05/05/17	Final Grade		Dohne Index				
Dam Age: Adult	R		Value	50% Band			
Birth Type: Twin			142	140.5			
Maternal	Meat			Wool			
MWWT	wWT	Y _{WT}	YEMD	YFat	YCFW	YFD	YCV
(kg)	(kg)	(kg)	(mm)	(mm)	(%)	(µm)	(%)
0.6	3.4	3.8	0.5	0.2	6.3	-0.8	0.2
Actual Figures	WWT	YWT	YEMD	YFat	YGFW	YFD	YCV
	37.8	84.5	42.0	6.0	3.8	17.6	17.0


21/08/18 Wt: 93.5 kg	Mt Alma Dohne			LOT	94
--------------------------------	----------------------	--	--	-----	-----------




SH 170563	Sire: ASH 110033	Dam: ASH 130715	Mate Type	Nat
Birth Date: 05/05/17	Final		Dohne Index	




Dam Age:	Adult	Grade			Value	50% Band	
Birth Type:	Twin	R			129	140.5	
Maternal	Meat				Wool		
MWWT	wWT	Y _{WT}	YEMD	YFat	YCFW	YFD	YCV
(kg)	(kg)	(kg)	(mm)	(mm)	(%)	(μm)	(%)
-0.1	1.3	2.2	0.8	-0.0	10.4	-0.1	0.5
Actual Figures	WWT	YWT	YEMD	YFat	YGFW	YFD	YCV
	32.8	71.5	39.5	4.5	4.3	19.1	17.8
	21/08/18 Wt: 102.5 kg	Mt Alma Dohne			LOT	95	
 SH 170584	Sire: ASH 110033	Dam: ASH 131197			Mate Type	Nat	
Birth Date:	05/05/17	Final Grade			Dohne Index		
Dam Age:	Adult	Grade			Value	50% Band	
Birth Type:	Twin	R			130	140.5	


Maternal		Meat			Wool		
MWWT	wWT	Y _{WT}	YEMD	YFat	YCFW	YFD	YCV
(kg)	(kg)	(kg)	(mm)	(mm)	(%)	(µm)	(%)
0.6	1.8	3.0	0.3	-0.0	9.7	-0.1	0.3
Actual Figures	WWT	YWT	YEMD	YFat	YGFW	YFD	YCV
	36.4	78.5	39.0	4.5	4.5	18.8	18.1
		21/08/18 Wt: 105.5 kg		Mt Alma Dohne		LOT	96
3H 170557		Sire: ASH 110033		Dam: ASH 140636		Mate Type	Nat
Birth Date:	05/05/17	Final Grade			Dohne Index		
Dam Age:	Adult	R			Value	50% Band	
Birth Type:	Twin				136	140.5	
Maternal		Meat			Wool		
MWWT	wWT	Y _{WT}	YEMD	YFat	YCFW	YFD	YCV
(kg)	(kg)	(kg)	(mm)	(mm)	(%)	(µm)	(%)


0.3	2.5	4.9	0.6	-0.1	6.4	-0.1	-0.5
Actual Figures	WWT	YWT	YEMD	YFat	YGFW	YFD	YCV
	39.2	88.0	42.0	4.5	4.0	19.0	15.3
	21/08/18 Wt: 112 kg	Mt Alma Dohne				LOT	97
Tag:	ASH 170451	Sire: ASH 140327	Dam: ASH 130928			Mate Type	Nat
Birth Date:	05/05/17	Final Grade			Dohne Index		
Dam Age:	Adult	R			Value	50% Band	
Birth Type:	Twin				147	140.5	
Maternal	Meat				Wool		
MWWT	wWT	Y _{wT}	YEMD	YFat	YCFW	YFD	YCV
(kg)	(kg)	(kg)	(mm)	(mm)	(%)	(µm)	(%)
0.4	3.4	3.9	1.2	0.8	7.1	-1.0	0.3


Actual Figures	WWT	YWT	YEMD	YFat	YGFW	YFD	YCV
	42.8	96.0	47.5	9.0	4.7	17.2	17.4
	21/08/18 Wt: 101.5 kg	Mt Alma Dohne				LOT	98
Tag:	ASH 170129	Sire: ASH 140111	Dam: ASH 110565		Mate Type	Nat	
Birth Date:	05/05/17	Final Grade			Dohne Index		
Dam Age:	Adult	R			Value	50% Band	
Birth Type:	Single				122	140.5	
Maternal	Meat				Wool		
MWWT	wWT	Y _{WT}	YEMD	YFat	YCFW	YFD	YCV
(kg)	(kg)	(kg)	(mm)	(mm)	(%)	(µm)	(%)
0.6	0.5	1.9	0.9	-0.3	4.6	-0.4	2.2
Actual Figures	WWT	YWT	YEMD	YFat	YGFW	YFD	YCV
	28.6	78.5	42.5	4.0	3.0	17.6	21.0






		21/08/18 Wt: 105 kg	Mt Alma Dohne			LOT	99	
Tag:	ASH 170454	Sire: ASH 140327	Dam: ASH 140362		Mate Type	Nat		
Birth Date:	05/05/17	Final Grade			Dohne Index			
Dam Age:	Adult	R			Value	50% Band		
Birth Type:	Twin				145	140.5		
Maternal	Meat				Wool			
MWWT	wWT	Y _{WT}	YEMD	YFat	YCFW	YFD	YCV	
(kg)	(kg)	(kg)	(mm)	(mm)	(%)	(µm)	(%)	
0.6	4.4	5.5	0.5	0.1	0.2	-0.6	-1.2	
Actual Figures	WWT	YWT	YEMD	YFat	YGFW	YFD	YCV	
	35.2	87.0	42.5	4.5	3.4	18.2	14.8	
		21/08/18 Wt: 97 kg	Mt Alma Dohne			LOT	100	


Tag:	ASH 170107	Sire: ASH 160021	Dam: ASH 130804		Mate Type	Nat	
Birth Date:	05/05/17	Final Grade R			Dohne Index		
Dam Age:	Adult				Value	50% Band	
Birth Type:	Twin				127	140.5	
Maternal	Meat				Wool		
MWWT	wWT	Y _{WT}	YEMD	YFat	γCFW	γFD	γCV
(kg)	(kg)	(kg)	(mm)	(mm)	(%)	(μm)	(%)
0.6	2.2	3.8	0.2	-0.2	7.0	-0.0	0.2
	WWT	YWT	YEMD	YFat	YGFW	YFD	YCV
	35.6	80.5	40.5	4.5	3.7	18.9	16.9
	21/08/18 Wt: 105.5 kg	Mt Alma Dohne				LOT	101
Tag:	ASH 171283	Sire: ASH 150334	Dam: ASH 141127		Mate Type	Nat	
Birth Date:	30/05/17	Final			Dohne Index		


Dam Age:	Adult	Grade			Value	50% Band	
Birth Type:	Single	R			125	140.5	
Maternal	Meat				Wool		
MWWT	wWT	Y _{WT}	YEMD	YFat	YCFW	YFD	YCV
(kg)	(kg)	(kg)	(mm)	(mm)	(%)	(μm)	(%)
	2.3	2.9	-0.0	0.1	4.8	0.2	-0.3
	WWT	YWT	YEMD	YFat	YGFW	YFD	YCV
	40.6	83.5	38.5	5.0	3.6	19.0	15.8
	21/08/18 Wt: 112.5 kg	Mt Alma Dohne			LOT	102	
Tag:	ASH 171476	Sire: ASH 150155	Dam: ASH 131167		Mate Type	Nat	
Birth Date:	30/05/17	Final Grade			Dohne Index		
Dam Age:	Adult	R			Value	50% Band	
Birth Type:	Single				136	140.5	


Maternal		Meat			Wool		
MWWT	wWT	Y _{WT}	YEMD	YFat	YCFW	YFD	YCV
(kg)	(kg)	(kg)	(mm)	(mm)	(%)	(μm)	(%)
	3.4	4.4	0.4	-0.1	3.6	-0.1	-1.2
	WWT	YWT	YEMD	YFat	YGFW	YFD	YCV
	42.4	80.5	39.0	4.5		18.1	12.7
21/08/18 Wt: 105 kg		Mt Alma Dohne			LOT		103
Tag:	ASH 171132	Sire: ASH 150154	Dam: ASH 150124		Mate Type	Nat	
Birth Date:	30/05/17	Final Grade			Dohne Index		
Dam Age:		R			Value	50% Band	
Birth Type:	Single				135	140.5	
Maternal		Meat			Wool		
MWWT	wWT	Y _{WT}	YEMD	YFat	YCFW	YFD	YCV
(kg)	(kg)	(kg)	(mm)	(mm)	(%)	(μm)	(%)

		2.5	4.6	1.1	0.5	5.2	0.7	-1.0
Actual Figures		WWT	YWT	YEMD	YFat	YGFW	YFD	YCV
		33.6	83.0	42.0	5.5	3.6	20.2	13.9
21/08/18 Wt: 103.5 kg		Mt Alma Dohne				LOT		104
Tag:	ASH 171454	Sire: ASH 150155		Dam: ASH 141042			Mate Type	Nat
Birth Date:	30/05/17	Final Grade			Dohne Index			
Dam Age:	Adult	R			Value		50% Band	
Birth Type:	Single				134		140.5	
Maternal	Meat				Wool			
MWWT	wWT	Y _{wT}	YEMD	YFat	YCFW	YFD	YCV	
(kg)	(kg)	(kg)	(mm)	(mm)	(%)	(µm)	(%)	
	3.3	4.6	0.5	-0.0	2.9	0.1	-1.2	

Actual Figures	WWT	YWT	YEMD	YFat	YGFW	YFD	YCV
	41.6	81.5	39.5	4.5	3.5	19.1	13.6
	21/08/18 Wt: 100 kg	Mt Alma Dohne				LOT	105
Tag:	ASH 171045	Sire: ASH 110236	Dam: ASH 110518			Mate Type	Nat
Birth Date:	17/05/17	Final Grade			Dohne Index		
Dam Age:	Adult	R			Value	50% Band	
Birth Type:	Single				140	140.5	
Maternal	Meat				Wool		
MWWT (kg)	wWT (kg)	Y _{WT} (kg)	YEMD (mm)	YFat (mm)	YCFW (%)	YFD (µm)	YCV (%)
	3.7	3.7	0.6	0.0	6.8	0.1	-0.8
Actual Figures	WWT	YWT	YEMD	YFat	YGFW	YFD	YCV
	37.2	70.5	37.0	4.0	3.6	19.2	15.1

21/08/18 Wt: 104.5 kg		Mt Alma Dohne				LOT		106
Tag:	ASH 171124	Sire: ASH 150154	Dam: ASH 120297			Mate Type	Nat	
Birth Date:	30/05/17	Final Grade				Dohne Index		
Dam Age:	Adult	R				Value	50% Band	
Birth Type:	Single					149	140.5	
Maternal	Meat				Wool			
	wWT (kg)	Y _{wT} (kg)	YEMD (mm)	YFat (mm)	YCFW (%)	YFD (µm)	YCV (%)	
	5.6	5.4	0.3	0.1	6.9	0.2	-0.5	
Actual Figures	WWT	YWT	YEMD	YFat	YGFW	YFD	YCV	
	42.8	82.5	39.0	4.5	3.8	18.9	17.5	
21/08/18 Wt: 104.5 kg		Mt Alma Dohne				LOT		107


Tag:	ASH 171473	Sire: ASH 150319	Dam: ASH 141228		Mate Type	Nat	
Birth Date:	30/05/17	Final Grade R			Dohne Index		
Dam Age:	Adult				Value	50% Band	
Birth Type:	Twin				144	140.5	
Maternal	Meat			Wool			
	wWT (kg)	Y _{WT} (kg)	YEMD (mm)	YFat (mm)	YCFW (%)	YFD (µm)	YCV (%)
	2.8	1.5	1.2	0.2	0.9	-0.9	-1.6
	Actual Figures	WWT	YWT	YEMD	YFat	YGFW	YFD
	41.8	75.0	41.0	4.5	3.6	16.9	11.8
	21/08/18 Wt: 99.5 kg	Mt Alma Dohne				LOT	108
Tag:	ASH 171350	Sire: ASH 110410	Dam: ASH 100073		Mate Type	Nat	
Birth Date:	30/05/17	Final			Dohne Index		


Dam Age:	Adult	Grade			Value	50% Band	
Birth Type:	Single	R			140	140.5	
	Meat			Wool			
	wWT (kg)	Y _{wT} (kg)	YEMD (mm)	YFat (mm)	YCFW (%)	YFD (μm)	YCV (%)
	4.4	4.6	0.8	0.3	-1.5	0.2	-1.1
Actual Figures	WWT	YWT	YEMD	YFat	YGFW	YFD	YCV
	45.2	80.0	40.0	4.5	3.3	18.6	14.5
	21/08/18 Wt: 99 kg	Mt Alma Dohne			LOT	109	
Tag:	ASH 171165	Sire: ASH 151003	Dam: ASH 131156		Mate Type	Nat	
Birth Date:	05/06/17	Final Grade			Dohne Index		
Dam Age:	Adult	R			Value	50% Band	
Birth Type:	Twin				128	140.5	






		Meat				Wool		
		wWT (kg)	Y _{WT} (kg)	YEMD (mm)	YFat (mm)	YCFW (%)	YFD (µm)	YCV (%)
		2.9	4.8	0.1	0.1	2.7	-0.4	-0.8
Actual Figures		WWT	YWT	YEMD	YFat	YGFW	YFD	YCV
		29.2	76.0	38.5	5.0	3.5	18.8	13.3
21/08/18 Wt: 97.5 kg		Mt Alma Dohne				LOT	110	
Tag:	ASH 171424	Sire: ASH 150155		Dam: ASH 141036		Mate Type	Nat	
Birth Date:	30/05/17	Final Grade			Dohne Index			
Dam Age:	Adult	R			Value		50% Band	
Birth Type:	Twin				122		140.5	
		Meat				Wool		
		wWT (kg)	Y _{WT} (kg)	YEMD (mm)	YFat (mm)	YCFW (%)	YFD (µm)	YCV (%)






	2.3	5.1	-0.2	-0.3	6.6	0.1	-0.3
Actual Figures	WWT	YWT	YEMD	YFat	YGFW	YFD	YCV
	29.4	77.5	36.0	4.0	3.4	19.8	16.2
	21/08/18 Wt: 99 kg	Mt Alma Dohne				LOT	111
Tag:	ASH 171064	Sire: ASH 110108	Dam: ASH 110328			Mate Type	Nat
Birth Date:	30/05/17	Final Grade			Dohne Index		
Dam Age:	Adult	R			Value	50% Band	
 MWWT	Twin	Meat			Wool		
(kg)	wWT (kg)	Y _{wT} (kg)	YEMD (mm)	YFat (mm)	YCFW (%)	YFD (µm)	YCV (%)
	1.2	2.6	0.9	0.3	0.5	-0.8	-0.1


Actual Figures	WWT	YWT	YEMD	YFat	YGFW	YFD	YCV
	31.4	72.0	41.0	4.5	3.2	17.6	15.9
	21/08/18 Wt: 94 kg	Mt Alma Dohne				LOT	112
Tag:	ASH 171058	Sire: ASH 110108	Dam: ASH 120546			Mate Type	Nat
Birth Date:	30/05/17	Final Grade			Dohne Index		
	Adult	R			Value	50% Band	
	Twin				143	140.5	
Maternal	Meat			Wool			
MWWT	wWT	Y _{WT}	YEMD	YFat	YCFW	YFD	YCV
(kg)	(kg)	(kg)	(mm)	(mm)	(%)	(µm)	(%)
0.7	3.6	3.3	1.1	0.4	-1.4	-0.5	-0.4
Actual Figures	WWT	YWT	YEMD	YFat	YGFW	YFD	YCV
	33.2	71.0	41.0	5.0	3.2	18.3	16.4


21/08/18 Wt: 107 kg		Mt Alma Dohne				LOT		113	
Tag:	ASH 171076	Sire: ASH 110108	Dam: ASH 110695			Mate Type	Nat		
Birth Date:	30/05/17	Final Grade				Dohne Index			
 Birth type:	Adult	R				Value	50% Band		
	Single					142	140.5		
Maternal	Meat				Wool				
MWWT	wWT	Y _{WT}	YEMD	YFat	YCFW	YFD	YCV		
(kg)	(kg)	(kg)	(mm)	(mm)	(%)	(µm)	(%)		
0.8	5.0	5.8	0.3	0.2	1.6	-0.3	-0.3		
Actual Figures	WWT	YWT	YEMD	YFat	YGFW	YFD	YCV		
	46.6	80.5	38.0	4.0	3.4	18.5	14.1		
21/08/18 Wt: 94 kg		Mt Alma Dohne				LOT		114	

Tag:	ASH 171048	Sire: ASH 110108	Dam: ASH 110127		Mate Type	Nat	
	30/05/17	Final Grade			Dohne Index		
	Adult	R			Value	50% Band	
Birth Type:	Twin	R			116	140.5	
Maternal	Meat				Wool		
MWWT	wWT	Y _{WT}	YEMD	YFat	YCFW	YFD	YCV
(kg)	(kg)	(kg)	(mm)	(mm)	(%)	(µm)	(%)
	1.4	3.2	-0.4	0.3	5.3	-0.6	1.2
Actual Figures	WWT	YWT	YEMD	YFat	YGFW	YFD	YCV
	32.0	76.0	36.0	6.0	3.5	18.1	19.9
	21/08/18 Wt: 101.5 kg	Mt Alma Dohne				LOT	115
Tag:	ASH 171425	Sire: ASH 150155	Dam: ASH 141036		Mate Type	Nat	
	30/05/17	Final			Dohne Index		

	Adult	Grade			Value	50% Band	
Birth Type:	Twin	R			136	140.5	
Maternal	Meat			Wool			
MWWT (kg)	wWT (kg)	Y _{WT} (kg)	YEMD (mm)	YFat (mm)	YCFW (%)	YFD (μm)	YCV (%)
	2.5	3.7	1.1	0.1	7.1	0.3	-0.5
Actual Figures	WWT	YWT	YEMD	YFat	YGFW	YFD	YCV
	32.8	74.0	41.0	4.5	3.7	19.9	15.6
	21/08/18 Wt: 97 kg	Mt Alma Dohne			LOT	116	
Tag:	ASH 171123	Sire: ASH 150344	Dam: ASH 120305		Mate Type	Nat	
	30/05/17	Final Grade			Dohne Index		
	Adult	R			Value	50% Band	
Birth Type:	Single	R			139	140.5	

Maternal		Meat			Wool		
MWWT	wWT	Y _{WT}	YEMD	YFat	YCFW	YFD	YCV
(kg)	(kg)	(kg)	(mm)	(mm)	(%)	(μm)	(%)
-0.0	4.3	4.6	0.7	0.2	3.7	0.5	-0.8
Actual Figures	WWT	YWT	YEMD	YFat	YGFW	YFD	YCV
	35.2	72.0	38.5	4.5	3.3	19.5	13.8
	21/08/18 Wt: 98.5 kg	Mt Alma Dohne			LOT	117	
 3H 171379	Sire: ASH 110410	Dam: ASH 110374		Mate Type	Nat		
	30/05/17	Final Grade			Dohne Index		
Dam Age:	Adult				Value	50% Band	
Birth Type:	Twin	R			148	140.5	
Maternal		Meat			Wool		
MWWT	wWT	Y _{WT}	YEMD	YFat	YCFW	YFD	YCV
(kg)	(kg)	(kg)	(mm)	(mm)	(%)	(μm)	(%)

1.6	4.2	3.0	1.2	0.3	0.2	-0.1	-1.0
Actual Figures	WWT	YWT	YEMD	YFat	YGFW	YFD	YCV
	40.8	75.5	40.5	4.5	3.3	18.9	14.3
	21/08/18 Wt: 82.5 kg	Mt Alma Dohne				LOT	118
 3H 171501	Sire: ASH 150037	Dam: ASH 140883		Mate Type	Nat		
Birth Date:	30/05/17	Final Grade			Dohne Index		
Dam Age:	Adult	R			Value	50% Band	
Birth Type:	Twin				117	140.5	
Maternal	Meat				Wool		
MWWT (kg)	wWT (kg)	Y _{wT} (kg)	YEMD (mm)	YFat (mm)	YCFW (%)	YFD (µm)	YCV (%)
1.0	1.7	0.3	-0.1	5.0	0.2	-0.4	

Actual Figures	WWT	YWT	YEMD	YFat	YGFW	YFD	YCV
	27.0	65.5	35.0	4.0	3.4	19.3	15.0
	21/08/18 Wt: 93.5 kg	Mt Alma Dohne				Pen	119
	3H 171204	Sire: ASH 161091	Dam: ASH 120099			Mate Type	Nat
Birth Date:	30/05/17	Final Grade			Dohne Index		
Dam Age:	Adult	R			Value	50% Band	
Birth Type:	Twin				135	140.5	
Maternal	Meat				Wool		
MWWT	wWT	Y _{WT}	YEMD	YFat	YCFW	YFD	YCV
(kg)	(kg)	(kg)	(mm)	(mm)	(%)	(µm)	(%)
0.7	3.5	3.0	0.5	0.4	9.7	0.4	0.4
Actual Figures	WWT	YWT	YEMD	YFat	YGFW	YFD	YCV
	32.2	69.5	39.5	6.0	3.5	20.1	16.9

21/08/18 Wt: 90.5 kg		Mt Alma Dohne			LOT		120	
Tag:	ASH 171881	Sire: ASH 150319	Dam: ASH 140932		Mate Type	Nat		
Birth Date:	30/05/17	Final Grade			Dohne Index			
Dam Age:	Adult	R			Value	50% Band		
Birth Type:	Triplet	R			127	140.5		
Maternal	Meat				Wool			
MWWT	wWT	Y _{WT}	YEMD	YFat	YCFW	YFD	YCV	
(kg)	(kg)	(kg)	(mm)	(mm)	(%)	(µm)	(%)	
	1.7	1.3	0.9	0.1	2.5	0.1	-1.5	
Actual Figures	WWT	YWT	YEMD	YFat	YGFW	YFD	YCV	
	31.8	68.0	37.5	4.0	3.2	19.1	12.6	
21/08/18 Wt: 84 kg		Mt Alma Dohne			LOT		121	

Tag:	ASH 171460	Sire: ASH 150155	Dam: ASH 141061			Mate Type	Nat	
Birth Date:	30/05/17	Final Grade			Dohne Index			
Dam Age:	Adult	R			Value	50% Band		
Birth Type:	Single				139	140.5		
Maternal	Meat				Wool			
MWWT	wWT	Y _{wT}	YEMD	YFat	YCFW	YFD	YCV	
(kg)	(kg)	(kg)	(mm)	(mm)	(%)	(µm)	(%)	
	2.0	1.0	2.0	0.5	-0.5	-0.2	-0.8	
Actual Figures	WWT	YWT	YEMD	YFat	YGFW	YFD	YCV	
	36.0	63.0	42.0	4.5	2.9	18.1	15.5	
	21/08/18 Wt: 87 kg	Mt Alma Dohne				LOT	122	
Tag:	ASH 171339	Sire: ASH 110410	Dam: ASH 110484			Mate Type	Nat	
Birth Date:	30/05/17	Final			Dohne Index			

Dam Age:	Adult	Grade			Value	50% Band	
Birth Type:	Single	R			133	140.5	
Maternal	Meat				Wool		
MWWT (kg)	wWT (kg)	Y _{WT} (kg)	YEMD (mm)	YFat (mm)	YCFW (%)	YFD (µm)	YCV (%)
1.1	3.3	0.6	0.3	0.2	4.4	-0.5	0.1
Actual Figures	WWT	YWT	YEMD	YFat	YGFW	YFD	YCV
	39.8	63.5	36.5	4.0	3.9	18.3	14.8
	21/08/18 Wt: 100 kg	Mt Alma Dohne			LOT	123	
Tag:	ASH 171531	Sire: ASH 150106	Dam: ASH 140978		Mate Type	Nat	
Birth Date:	10/06/17	Final Grade			Dohne Index		
Dam Age:	Adult	Grade			Value	50% Band	
Birth Type:	Triplet	R			132	140.5	

Maternal		Meat			Wool		
MWWT	wWT	Y _{WT}	YEMD	YFat	YCFW	YFD	YCV
(kg)	(kg)	(kg)	(mm)	(mm)	(%)	(μm)	(%)
	2.1	3.2	0.6	-0.0	3.1	-0.7	-0.1
Actual Figures	WWT	YWT	YEMD	YFat	YGFW	YFD	YCV
	33.2	81.5	41.0	4.5	3.4	17.2	15.1
	21/08/18 Wt: 91.5 kg	Mt Alma Dohne			LOT	124	
Tag:	ASH 171056	Sire: ASH 110108	Dam: ASH 120326		Mate Type	Nat	
Birth Date:	30/05/17	Final Grade			Dohne Index		
Dam Age:	Adult	R			Value	50% Band	
Birth Type:	Twin				133	140.5	
Maternal		Meat			Wool		
MWWT	wWT	Y _{WT}	YEMD	YFat	YCFW	YFD	YCV
(kg)	(kg)	(kg)	(mm)	(mm)	(%)	(μm)	(%)

1.0	2.6	4.1	-0.0	0.3	2.9	-0.8	-0.2	
Actual Figures	WWT	YWT	YEMD	YFat	YGFW	YFD	YCV	
	31.2	75.0	38.0	4.5	3.1	17.4	14.9	