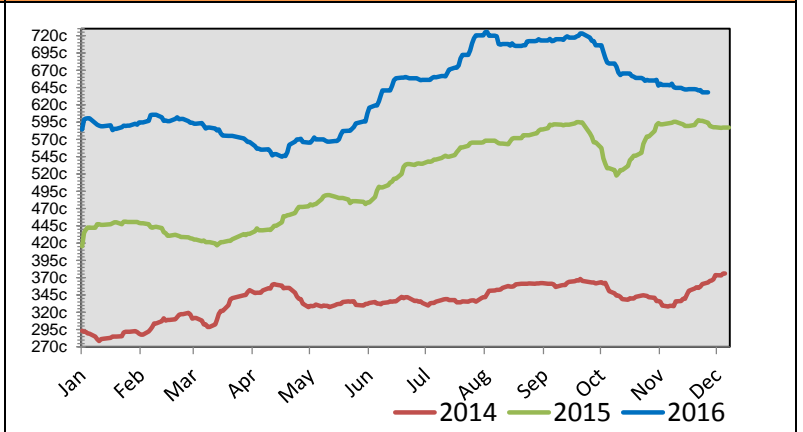
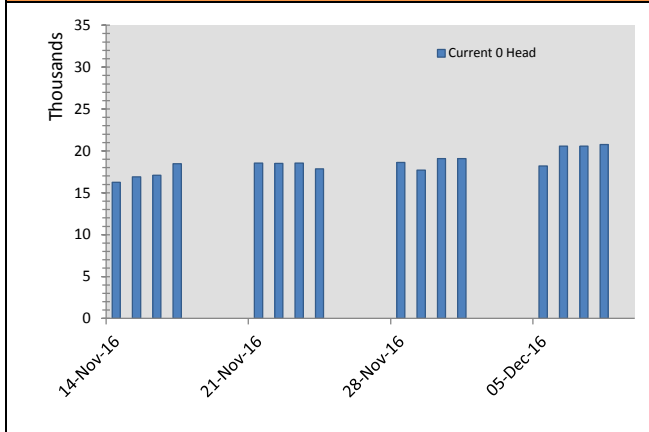
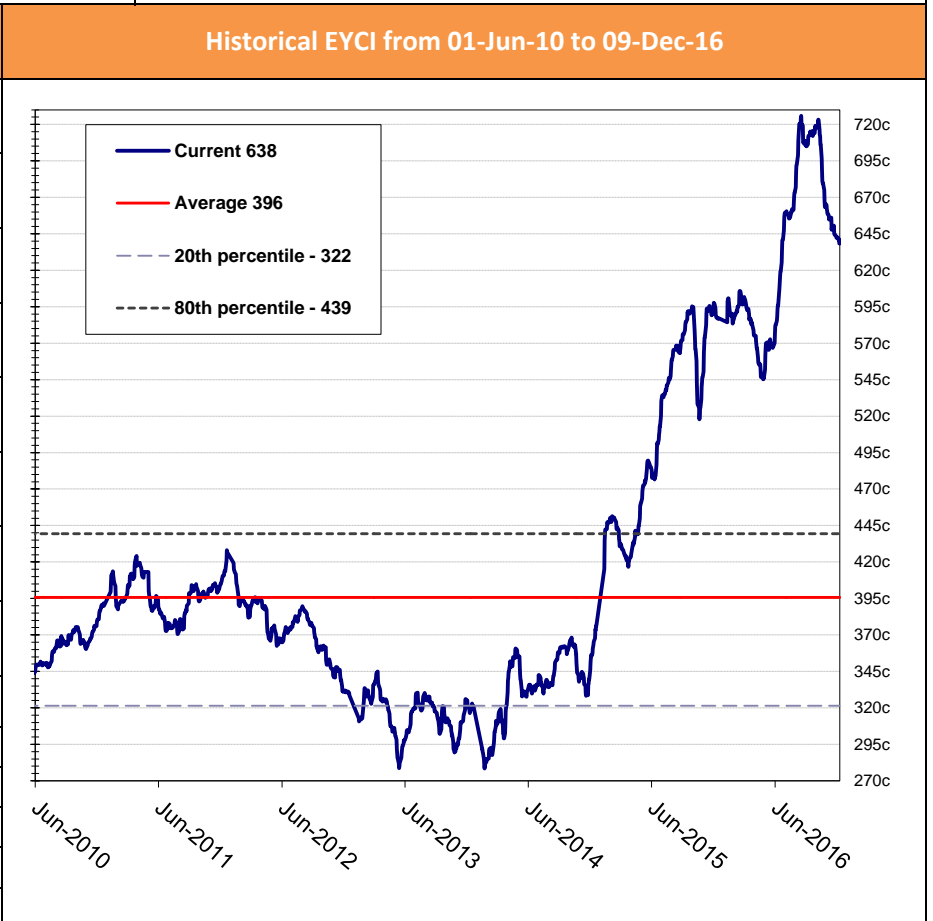


Head Cattle Sold Included in EYCI 08-Nov-16 to 09-Dec-16	MLA Eastern Young Cattle Indicator 2014, 2015 vs Current Season
---	--



	EYCI	Number Yarded
Current	638.25	-
5 year Average	396	14,834
This time last year	587.5	27,481
5 year High	726	30,439
5 year Low	278	0
%Time above current	3%	0%
Diff b/w High & Current	88	30,439
Diff b/w High & Low	448	30,439
Percentile Bands (5 year)		
90%	527	13,686
80%	395	12,435
70%	375	11,419
60%	361	13,640
50%	345	12,603
40%	335	11,581
30%	326	10,275
20%	316	8,674
10%	299	7,484



Other Livestock Indicators					
	Jap Ox	Cow	Trade Lamb	Heavy Lamb	Mutton
Current	297	233	514	507	384
Wkly Chg	+4	+3	-13	-12	-14

EYCI Change fom current: 638.25 c/kg cwt

Change Since	Price	Change
Previous Reported EYCI	638.25	0
Last Week	642.75	-5
Last Month	656	-18
Last year	587.5	+50.75

